


# Pneumatic Accessories



Архангельск (8182)63-90-72  
Астана (7172)727-132  
Астрахань (8512)99-46-04  
Барнаул (3852)73-04-60  
Белгород (4722)40-23-64  
Брянск (4832)59-03-52  
Владивосток (423)249-28-31  
Волгоград (844)278-03-48  
Вологда (8172)26-41-59  
Воронеж (473)204-51-73  
Екатеринбург (343)384-55-89

Иваново (4932)77-34-06  
Ижевск (3412)26-03-58  
Иркутск (395)279-98-46  
Казань (843)206-01-48  
Калининград (4012)72-03-81  
Калуга (4842)92-23-67  
Кемерово (3842)65-04-62  
Киров (8332)68-02-04  
Краснодар (861)203-40-90  
Красноярск (391)204-63-61  
Курск (4712)77-13-04  
Липецк (4742)52-20-81

Магнитогорск (3519)55-03-13  
Москва (495)268-04-70  
Мурманск (8152)59-64-93  
Набережные Челны (8552)20-53-41  
Нижний Новгород (831)429-08-12  
Новокузнецк (3843)20-46-81  
Новосибирск (383)227-86-73  
Омск (3812)21-46-40  
Орел (4862)44-53-42  
Оренбург (3532)37-68-04  
Пенза (8412)22-31-16

Пермь (342)205-81-47  
Ростов-на-Дону (863)308-18-15  
Рязань (4912)46-61-64  
Самара (846)206-03-16  
Санкт-Петербург (812)309-46-40  
Саратов (845)249-38-78  
Севастополь (8692)22-31-93  
Симферополь (3652)67-13-56  
Смоленск (4812)29-41-54  
Сочи (862)225-72-31  
Ставрополь (8652)20-65-13

Сургут (3462)77-98-35  
Тверь (4822)63-31-35  
Томск (3822)98-41-53  
Тула (4872)74-02-29  
Тюмень (3452)66-21-18  
Ульяновск (8422)24-23-59  
Уфа (347)229-48-12  
Хабаровск (4212)92-98-04  
Челябинск (351)202-03-61  
Череповец (8202)49-02-64  
Ярославль (4852)69-52-93

Киргизия (996)312-96-26-47    Казахстан (772)734-952-31    Россия (495)268-04-70

[www.emc.nt-rt.ru](http://www.emc.nt-rt.ru) || [ech@nt-rt.ru](mailto:ech@nt-rt.ru)

## Muffler

### How to Order?

Series No.	Thread Size	Thread Type
A	M5: M5	P: PT
AS	10-32UNF 20: 3/4"	G: G
AAS	06: 1/8" 25: 1"	T: NPT
AB	08: 1/4" 32: 1-1/4"	
...	10: 3/8" 40: 1-1/2"	
	15: 1/2" 50: 2"	

#### Order Example:

AS Series Muffler, G 1/8" Port size, ERP code: AS-06G

### Muffler

A Type Muffler



Model	Thread size	Hex.
A-M5	M5	9
A-06	1/8"	13
A-08	1/4"	17
A-10	3/8"	22
A-15	1/2"	24
A-20	3/4"	30
A-25	1"	36
A-32	1 1/4"	46
A-40	1 1/2"	52
A-50	2"	64

SET Type Muffler



Model	Thread size	Hex.
SET-06	1/8"	8
SET-08	1/4"	10
SET-10	3/8"	13
SET-15	1/2"	15
SET-20	3/4"	19
SET-25	1"	24

V Type Muffler



Model	Thread size	Hex.
V-M5	M5	8
V-06	1/8"	12
V-08	1/4"	15
V-10	3/8"	19
V-15	1/2"	22
V-20	3/4"	30
V-25	1"	36

VF Type Muffler



Model	Thread size	Hex.
VF-M5	M5	8
VF-06	1/8"	13
VF-08	1/4"	16
VF-10	3/8"	19
VF-15	1/2"	24

VD Type Muffler



Model	Thread size	Hex.
VD-06	1/8"	13
VD-08	1/4"	16
VD-10	3/8"	19
VD-15	1/2"	24
VD-20	3/4"	30
VD-25	1"	36

AB Type Muffler



Model	Thread size	Hex.
AB-06	1/8"	11
AB-08	1/4"	14
AB-10	3/8"	17
AB-15	1/2"	22
AB-20	3/4"	27
AB-25	1"	33
AB-32	1-1/4"	43
AB-40	1-1/2"	51
AB-50	2"	60

AS Type Muffler  
Nickel Plated Steel



Model	Thread size	Hex.
AS-10-32UNF	10-32UNF	8
AS-06	1/8"	11
AS-08	1/4"	14
AS-10	3/8"	17
AS-15	1/2"	22
AS-20	3/4"	27
AS-25	1"	34
AS-32	1-1/4"	43
AS-40	1-1/2"	51

VS Type Muffler  
Nickel Plated Steel



Model	Thread size	Hex.
VS-06	1/8"	11
VS-08	1/4"	14
VS-10	3/8"	17
VS-15	1/2"	22
VS-20	3/4"	27
VS-25	1"	33
VS-32	1-1/4"	43
VS-40	1-1/2"	51

VSS Type S.S Muffler



Model	Thread size	Hex.
VSS-M5	M5	8
VSS-06	1/8"	12
VSS-08	1/4"	15
VSS-10	3/8"	19
VSS-15	1/2"	23
VSS-20	3/4"	30
VSS-25	1"	36

AAS Type S.S Muffler



Model	Thread size	Hex.
AAS-M5	M5	8
AAS-06	1/8"	12
AAS-08	1/4"	15
AAS-10	3/8"	19
AAS-15	1/2"	23
AAS-20	3/4"	30
AAS-25	1"	36

VDS Type S.S Muffler



Model	Thread size	Hex.
VDS-M5	M5	8
VDS-06	1/8"	13
VDS-08	1/4"	16
VDS-10	3/8"	19
VDS-15	1/2"	24
VDS-20	3/4"	30
VDS-25	1"	36

## Plastic Muffler (G thread only)



Model	Thread size	S
SU-06	G 1/8	16
SU-08	G 1/4	20
SU-10	G 3/8	24
SU-15	G 1/2	24
SU-20	G 3/4	48
SU-25	G 1	48



Model	Thread size	S
PSU-M5	M5	7
PSU-06	G 1/8	13
PSU-08	G 1/4	17
PSU-10	G 3/8	25
PSU-15	G 1/2	25
PSU-20	G 3/4	37
PSU-25	G 1	48



Model	Thread size	S
PSE-M5	M5	7
PSE-06	G 1/8	13
PSE-08	G 1/4	17
PSE-10	G 3/8	25
PSE-15	G 1/2	25
PSE-20	G 3/4	37
PSE-25	G 1	48

## Mufflers with Throttle Valve



Model	Thread size	Hex.
SD-06	1/8"	12
SD-08	1/4"	15
SD-10	3/8"	18
SD-15	1/2"	22
SD-20	3/4"	27
SD-25	1"	34



Model	Thread size	Hex.
SB-06	1/8"	12
SB-08	1/4"	14
SB-10	3/8"	17
SB-15	1/2"	24
SB-20	3/4"	27
SB-25	1"	34



Model	Thread size	Hex.
SK-06	1/8"	13
SK-08	1/4"	14
SK-10	3/8"	17
SK-15	1/2"	22
SK-20	3/4"	27
SK-25	1"	34



Model	Thread size	Hex.
SPK-06	1/8"	10
SPK-08	1/4"	14
SPK-10	3/8"	17
SPK-15	1/2"	24
SPK-20	3/4"	30
SPK-25	1"	36

# One Touch-in Fitting

## One Touch-in Fitting

### How to Order?

Series No.	O.D. of Tube		Port Size	Thread Type
ZPC	04: 4mm	5/32: 5/32"	M5: M5	P: PT
ZPCF	06: 6mm	3/16: 3/16"	M6: M6	G: G
ZPOC	08: 8mm	1/4: 1/4"	01: 1/8"	T: NPT
...	10: 10mm	5/16: 5/16"	02: 1/4"	
	12: 12mm	3/8: 3/8"	03: 3/8"	
	14: 14mm	1/2: 1/2"	04: 1/2"	
	16: 16mm			

Note: ZP Series: Grey body and Orange collet  
EP Series: Black body and Blue collet

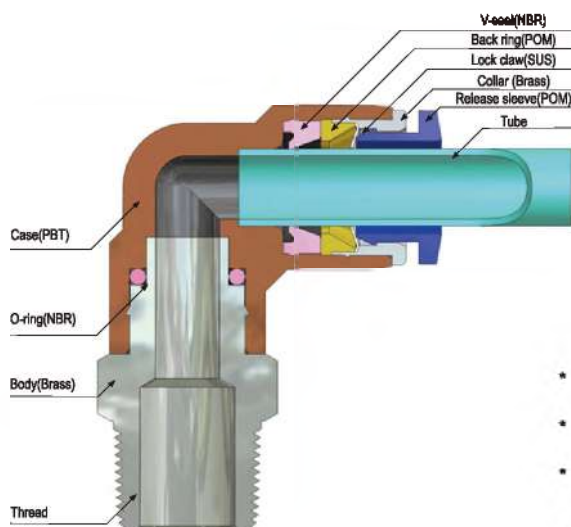
#### Order Example:

EPC Series One Touch-in Fitting, for 4 mm OD tube, 1/8" port size, ERP code: ZPC4-01G

### Specifications

Working medium	Air, Vacuum
Working pressure (MPa)	0-0.8
Guaranteed pressure (MPa)	1.2
Working temperature (°C)	0-60
Tube material	Nylon / PU tube

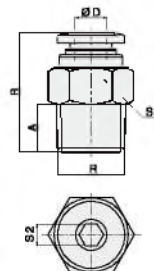
### Internal Structure



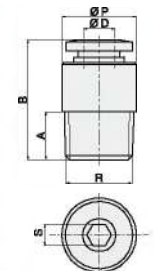
- \* One-Touch push-to-connect configuration allows an instant tubing connection.
- \* Smooth-Edge release sleeve design facilitates a quick tubing disconnection.
- \* Aesthetically pleasing nickel-plated metallic optional feature ensures anti-contamination properties for an extended product life.
- \* Pre-applied sealant on all external threads or with o-ring for G thread.
- \* Metric and Imperial sizing available.

## Metric tubing-PT thread

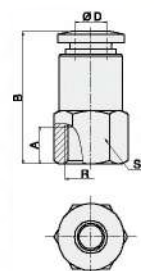
ZPC	Model	D	R	A	B	S1	S2	Main Dimension
	ZPC04-M5	4	M5	4	22	10	2	
	ZPC04-M6	4	M6	4.5	22.5	10	2	
	ZPC04-01	4	PT1/8	7.5	20.2	10	3	
	ZPC04-02	4	PT1/4	9.5	18.5	14	3	
	ZPC06-M5	6	M5	4	22.6	12	2	
	ZPC06-M6	6	M6	4.5	23.1	12	2	
	ZPC06-01	6	PT1/8	7.5	21.1	12	4	
	ZPC06-02	6	PT1/4	9.5	22.1	14	4	
	ZPC06-03	6	PT3/8	10.5	21.1	17	4	
	ZPC06-04	6	PT1/2	13.5	24.1	21	4	
	ZPC08-01	8	PT1/8	7.5	26.4	14	5	
	ZPC08-02	8	PT1/4	9.5	23.9	14	6	
	ZPC08-03	8	PT3/8	10.5	21.9	17	6	
	ZPC08-04	8	PT1/2	13.5	24.4	21	6	
	ZPC10-01	10	PT1/8	7.5	29.5	17	5	
	ZPC10-02	10	PT1/4	9.5	30.8	17	6	
	ZPC10-03	10	PT3/8	10.5	27.7	17	8	
	ZPC10-04	10	PT1/2	13.5	25.5	21	8	
	ZPC12-01	12	PT1/8	7.5	32	20	5	
	ZPC12-02	12	PT1/4	9.5	34	20	6	
	ZPC12-03	12	PT3/8	10.5	30	20	10	
	ZPC12-04	12	PT1/2	13.5	29	21	-	
	ZPC14-02	14	PT1/4	9.5	34.3	22	-	
	ZPC14-03	14	PT3/8	10.5	36.3	22	-	
	ZPC14-04	14	PT1/2	13.5	33.3	22	-	
	ZPC16-02	16	PT1/4	9.5	36.5	24	-	
	ZPC16-03	16	PT3/8	10.5	36.6	24	-	
	ZPC16-04	16	PT1/2	13.5	34.5	24	-	



ZPOC	Model	D	R	A	B	P	S	Main Dimension
	ZPOC04-M5	4	M5	4	22	10	2	
	ZPOC04-M6	4	M6	4.5	22.5	10	2	
	ZPOC04-01	4	PT1/8	7.5	20.2	10	3	
	ZPOC04-02	4	PT1/4	9.5	18.5	14	3	
	ZPOC06-M5	6	M5	4	22.6	12	2	
	ZPOC06-M6	6	M6	4.5	23.1	12	2	
	ZPOC06-01	6	PT1/8	7.5	21.1	12	4	
	ZPOC06-02	6	PT1/4	9.5	22.1	14	4	
	ZPOC06-03	6	PT3/8	10.5	21.1	17	4	
	ZPOC06-04	6	PT1/2	13.5	24.1	21	4	
	ZPOC08-01	8	PT1/8	7.5	26.4	14	5	
	ZPOC08-02	8	PT1/4	9.5	23.9	14	6	
	ZPOC08-03	8	PT3/8	10.5	21.9	17	6	
	ZPOC08-04	8	PT1/2	13.5	24.4	21	6	
	ZPOC10-01	10	PT1/8	7.5	29.5	17	5	
	ZPOC10-02	10	PT1/4	9.5	30.8	17	6	
	ZPOC10-03	10	PT3/8	10.5	27.7	17	8	
	ZPOC10-04	10	PT1/2	13.5	25.5	21	8	
	ZPOC12-01	12	PT1/8	7.5	32	20	5	
	ZPOC12-02	12	PT1/4	9.5	34	20	6	
	ZPOC12-03	12	PT3/8	10.5	30	20	10	
	ZPOC12-04	12	PT1/2	13.5	29	21	10	



ZPCF	Model	D	R	A	B	S	Main Dimension
	ZPCF04-01	4	PT1/8	8	24.7	12	
	ZPCF04-02	4	PT1/4	11	27.7	17	
	ZPCF06-01	6	PT1/8	8	25.2	12	
	ZPCF06-02	6	PT1/4	11	28.2	17	
	ZPCF06-03	6	PT3/8	12	29.2	20	
	ZPCF06-04	6	PT1/2	14	31.2	24	
	ZPCF08-01	8	PT1/8	8	26.8	14	
	ZPCF08-02	8	PT1/4	11	29.9	17	
	ZPCF08-03	8	PT3/8	12	30.9	20	
	ZPCF08-04	8	PT1/2	14	32.9	24	
	ZPCF10-01	10	PT1/8	8	29.8	17	
	ZPCF10-02	10	PT1/4	11	32.0	17	
	ZPCF10-03	10	PT3/8	12	33.9	20	
	ZPCF10-04	10	PT1/2	14	35.9	24	
	ZPCF12-01	12	PT1/8	8	31.5	20	
	ZPCF12-02	12	PT1/4	11	34.5	20	
	ZPCF12-03	12	PT3/8	12	35.5	20	
	ZPCF12-04	12	PT1/2	14	37.5	24	
	ZPCF14-02	14	PT1/4	11	36	22	
	ZPCF14-03	14	PT3/8	12	37	24	
	ZPCF14-04	14	PT1/2	14	39	24	
	ZPCF16-02	16	PT1/4	11	36	24	
	ZPCF16-03	16	PT3/8	12	37	24	
	ZPCF16-04	16	PT1/2	14	39	24	



Note: ZP Series: Grey body and Orange collet  
EP Series: Black body and Blue collet

# One Touch-in Fitting

## Metric tubing-PT thread

ZPL	Model	D	R	A	B	C	S	Main Dimension
	ZPL04-M5	4	M5	4	22.5	17.7	10	
	ZPL04-M6	4	M6	4.5	23	17.7	10	
	ZPL04-01	4	PT1/8	7.5	25	17.7	10	
	ZPL04-02	4	PT1/4	9.5	27	17.7	14	
	ZPL06-M5	6	M5	4	23.7	19.2	12	
	ZPL06-M6	6	M6	4.5	24.2	19.2	12	
	ZPL06-01	6	PT1/8	7.5	26.2	19.2	12	
	ZPL06-02	6	PT1/4	9.5	28.2	19.2	14	
	ZPL06-03	6	PT3/8	10.5	29.2	19.2	17	
	ZPL06-04	6	PT1/2	13.5	32.2	19.2	21	
	ZPL08-01	8	PT1/8	7.5	29.5	22.6	14	
	ZPL08-02	8	PT1/4	9.5	31.5	22.6	14	
	ZPL08-03	8	PT3/8	10.5	32.5	22.6	17	
	ZPL08-04	8	PT1/2	13.5	35.5	22.6	21	
	ZPL10-01	10	PT1/8	7.5	33.9	27.6	17	
	ZPL10-02	10	PT1/4	9.5	35.9	27.6	17	
	ZPL10-03	10	PT3/8	10.5	36.9	27.6	17	
	ZPL10-04	10	PT1/2	13.5	39.9	27.6	21	
	ZPL12-01	12	PT1/8	7.5	35.5	29.3	19	
	ZPL12-02	12	PT1/4	9.5	37.5	29.3	19	
	ZPL12-03	12	PT3/8	10.5	38.5	29.3	19	
	ZPL12-04	12	PT1/2	13.5	41.5	29.3	21	
	ZPL14-02	14	PT1/4	9.5	39.5	30.6	24	
	ZPL14-03	14	PT3/8	10.5	40.5	30.6	24	
	ZPL14-04	14	PT1/2	13.5	43.5	30.6	24	
	ZPL16-02	16	PT1/4	9.5	42	33.3	24	
	ZPL16-03	16	PT3/8	10.5	43	33.3	24	
	ZPL16-04	16	PT1/2	13.5	46	33.3	24	



ZPLL	Model	D	R	A	B	C	S	Main Dimension
	ZPLL04-M5	4	M5	4	32.5	17.7	10	
	ZPLL04-M6	4	M6	4.5	33	17.7	10	
	ZPLL04-01	4	PT1/8	7.5	36	17.7	10	
	ZPLL04-02	4	PT1/4	9.5	39	17.7	14	
	ZPLL06-M5	6	M5	4	37	19.2	12	
	ZPLL06-M6	6	M6	4.5	38	19.2	12	
	ZPLL06-01	6	PT1/8	7.5	39.7	19.2	12	
	ZPLL06-02	6	PT1/4	9.5	42.2	19.2	14	
	ZPLL06-03	6	PT3/8	10.5	43.7	19.2	17	
	ZPLL06-04	6	PT1/2	13.5	47.2	19.2	21	
	ZPLL08-01	8	PT1/8	7.5	43	22.6	14	
	ZPLL08-02	8	PT1/4	9.5	45.5	22.6	14	
	ZPLL08-03	8	PT3/8	10.5	47	22.6	17	
	ZPLL08-04	8	PT1/2	13.5	50.5	22.6	21	
	ZPLL10-01	10	PT1/8	7.5	54.9	27.6	17	
	ZPLL10-02	10	PT1/4	9.5	56.3	27.6	17	
	ZPLL10-03	10	PT3/8	10.5	57.3	27.6	17	
	ZPLL10-04	10	PT1/2	13.5	60.8	27.6	21	
	ZPLL12-02	12	PT1/4	9.5	61.5	29.3	19	
	ZPLL12-03	12	PT3/8	10.5	62.5	29.3	19	
	ZPLL12-04	12	PT1/2	13.5	65.5	29.3	19	



ZPLF	Model	D	R	A	B	C	S	Main Dimension
	ZPLF04-01	4	PT1/8	8	23.5	17.7	12	
	ZPLF04-02	4	PT1/4	11	26.5	17.7	17	
	ZPLF06-01	6	PT1/8	8	24.7	19.2	12	
	ZPLF06-02	6	PT1/4	11	27.7	19.2	17	
	ZPLF06-03	6	PT3/8	12	28.7	19.2	20	
	ZPLF06-04	6	PT1/2	14	30.7	19.2	24	
	ZPLF08-01	8	PT1/8	8	28	22.6	14	
	ZPLF08-02	8	PT1/4	11	31	22.6	17	
	ZPLF08-03	8	PT3/8	12	32	22.6	20	
	ZPLF08-04	8	PT1/2	14	34	22.6	24	
	ZPLF10-01	10	PT1/8	8	32.3	27.6	17	
	ZPLF10-02	10	PT1/4	11	35.3	27.6	17	
	ZPLF10-03	10	PT3/8	12	36.3	27.6	20	
	ZPLF10-04	10	PT1/2	14	38.3	27.6	24	
	ZPLF12-02	12	PT1/4	11	37.5	29.3	20	
	ZPLF12-03	12	PT3/8	12	38.5	29.3	20	
	ZPLF12-04	12	PT1/2	14	41	29.3	24	
	ZPLF14-02	14	PT1/4	11	38	30.6	22	
	ZPLF14-03	14	PT3/8	12	39	30.6	22	
	ZPLF14-04	14	PT1/2	14	41	30.6	24	
	ZPLF16-02	16	PT1/4	11	41.5	33.3	24	
	ZPLF16-03	16	PT3/8	12	42.5	33.3	24	
	ZPLF16-04	16	PT1/2	14	44.5	33.3	24	



Note: ZP Series: Grey body and Orange collet  
EP Series: Black body and Blue collet

## Metric tubing-PT thread

ZPD	Model	D	R	A	B	C	S	Main Dimension
	ZPD04-M5	4	M5	4	23.5	18.7	10	
	ZPD04-M6	4	M6	4.5	24	18.7	10	
	ZPD04-01	4	PT1/8	7.5	26	18.7	10	
	ZPD04-02	4	PT1/4	9.5	28	18.7	14	
	ZPD06-M5	6	M5	4	24	19.5	12	
	ZPD06-M6	6	M6	4.5	24.5	19.5	12	
	ZPD06-01	6	PT1/8	7.5	26.5	19.5	12	
	ZPD06-02	6	PT1/4	9.5	28.5	19.5	14	
	ZPD06-03	6	PT3/8	10.5	29.5	19.5	17	
	ZPD06-04	6	PT1/2	13.5	34.5	19.5	21	
	ZPD08-01	8	PT1/8	7.5	29.5	22.6	14	
	ZPD08-02	8	PT1/4	9.5	31.5	22.6	14	
	ZPD08-03	8	PT3/8	10.5	32.5	22.6	17	
	ZPD08-04	8	PT1/2	13.5	35.5	22.6	21	
	ZPD10-01	10	PT1/8	7.5	34.5	28.5	17	
	ZPD10-02	10	PT1/4	9.5	36.5	28.5	17	
	ZPD10-03	10	PT3/8	10.5	37.5	28.5	17	
	ZPD10-04	10	PT1/2	13.5	40.5	28.5	21	
	ZPD12-01	12	PT1/8	7.5	35.5	29.3	19	
	ZPD12-02	12	PT1/4	9.5	37.5	29.3	19	
	ZPD12-03	12	PT3/8	10.5	38.5	29.3	19	
	ZPD12-04	12	PT1/2	13.5	41.5	29.3	21	
	ZPD14-02	14	PT1/4	9.5	38.7	29.8	24	
	ZPD14-03	14	PT3/8	10.5	39.7	29.8	24	
	ZPD14-04	14	PT1/2	13.5	42.7	29.8	24	
	ZPD16-02	16	PT1/4	9.5	40.1	31.9	24	
	ZPD16-03	16	PT3/8	10.5	41.1	31.9	24	
	ZPD16-04	16	PT1/2	13.5	44.1	31.9	24	



ZPB	Model	D	R	A	B	C	S	Main Dimension
	ZPB04-M5	4	M5	4	23.5	18.7	10	
	ZPB04-M6	4	M6	4.5	24	18.7	10	
	ZPB04-01	4	PT1/8	7.5	26	18.7	10	
	ZPB04-02	4	PT1/4	9.5	28	18.7	14	
	ZPB06-M5	6	M5	4	24	19.7	12	
	ZPB06-M6	6	M6	4.5	24.5	19.5	12	
	ZPB06-01	6	PT1/8	7.5	26.5	19.5	12	
	ZPB06-02	6	PT1/4	9.5	28.5	19.5	14	
	ZPB06-03	6	PT3/8	10.5	29.5	19.5	17	
	ZPB06-04	6	PT1/2	13.5	34.5	19.5	21	
	ZPB08-01	8	PT1/8	7.5	29.5	22.6	14	
	ZPB08-02	8	PT1/4	9.5	31.5	22.6	14	
	ZPB08-03	8	PT3/8	10.5	32.5	22.6	17	
	ZPB08-04	8	PT1/2	13.5	35.5	22.6	21	
	ZPB10-01	10	PT1/8	7.5	34.5	28.5	17	
	ZPB10-02	10	PT1/4	9.5	36.5	28.5	17	
	ZPB10-03	10	PT3/8	10.5	37.5	28.5	17	
	ZPB10-04	10	PT1/2	13.5	40.5	28.5	21	
	ZPB12-01	12	PT1/8	7.5	35.5	29.3	19	
	ZPB12-02	12	PT1/4	9.5	37.5	29.3	19	
	ZPB12-03	12	PT3/8	10.5	38.5	29.3	19	
	ZPB12-04	12	PT1/2	13.5	41.5	29.3	21	
	ZPB14-02	14	PT1/4	9.5	38.7	29.8	24	
	ZPB14-03	14	PT3/8	10.5	39.7	29.8	24	
	ZPB14-04	14	PT1/2	13.5	42.7	29.8	24	
	ZPB16-02	16	PT1/4	9.5	40.1	31.9	24	
	ZPB16-03	16	PT3/8	10.5	41.1	31.9	24	
	ZPB16-04	16	PT1/2	13.5	44.1	31.9	24	



ZSC	Model	D	R	A	B	S	L		Main Dimension
							Min	Max	
	ZSC04-M5	4	M5	4	20.2	8	37.5	44.3	
	ZSC04-01	4	PT1/8	8	22	10	37.5	44.3	
	ZSC04-02	4	PT1/4	10	25	14	43.7	51.3	
	ZSC06-M5	6	M5	4	21.8	8	28.5	30.3	
	ZSC06-01	6	PT1/8	8	23.8	12	37.5	44.3	
	ZSC06-02	6	PT1/4	10	25.8	14	43.7	51.3	
	ZSC06-03	6	PT3/8	11	27.5	17	48.4	55.3	
	ZSC06-04	6	PT1/2	14	31	21	52.7	59.5	
	ZSC08-01	8	PT1/8	8	26.1	14	37.5	44.3	
	ZSC08-02	8	PT1/4	10	28.2	14	43.7	51.3	
	ZSC08-03	8	PT3/8	11	30.1	17	48.4	55.3	
	ZSC08-04	8	PT1/2	14	33.6	21	52.7	59.5	
	ZSC10-02	10	PT1/4	10	32.7	17	43.7	51.3	
	ZSC10-03	10	PT3/8	11	33.2	17	48.4	55.3	
	ZSC10-04	10	PT1/2	14	36.7	21	52.7	59.5	
	ZSC12-02	12	PT1/4	10	34.7	18	43.7	51.3	
	ZSC12-03	12	PT3/8	11	36.8	18	48.4	55.3	
	ZSC12-04	12	PT1/2	14	39	21	52.7	59.5	

Note: ZP Series: Grey body and Orange collet  
EP Series: Black body and Blue collet

# One Touch-in Fitting

## Metric tubing-PT thread

ZPWT	Model	D	R	A	B	S	Main Dimension
	ZPWT04-M5	4	M5	4	42.9	10	
	ZPWT04-M6	4	M6	4.5	43.4	10	
	ZPWT04-01	4	PT 1/8	7.5	42.5	10	
	ZPWT04-02	4	PT 1/4	9.5	45.5	14	
	ZPWT06-M5	6	M5	4	41.7	12	
	ZPWT06-M6	6	M6	4.5	42.2	12	
	ZPWT06-01	6	PT 1/8	7.5	44.2	12	
	ZPWT06-02	6	PT 1/4	9.5	46.2	14	
	ZPWT06-03	6	PT 3/8	10.5	47.2	17	
	ZPWT06-04	6	PT 1/2	13.5	50.2	21	
	ZPWT08-01	8	PT 1/8	7.5	46.9	14	
	ZPWT08-02	8	PT 1/4	9.5	48.9	14	
	ZPWT08-03	8	PT 3/8	10.5	49.9	17	
	ZPWT08-04	8	PT 1/2	13.5	52.9	21	
	ZPWT10-01	10	PT 1/8	7.5	56.1	17	
	ZPWT10-02	10	PT 1/4	9.5	56.1	17	
	ZPWT10-03	10	PT 3/8	10.5	56.1	17	
	ZPWT10-04	10	PT 1/2	13.5	62.1	21	
	ZPWT12-01	12	PT 1/8	7.5	58.8	18	
	ZPWT12-02	12	PT 1/4	9.5	60.8	18	
	ZPWT12-03	12	PT 3/8	10.5	61.8	18	
	ZPWT12-04	12	PT 1/2	13.5	64.8	21	
	ZPWT14-02	14	PT 1/4	9.5	64.4	24	
	ZPWT14-03	14	PT 3/8	10.5	65.4	24	
	ZPWT14-04	14	PT 1/2	13.5	68.4	24	
	ZPWT16-02	16	PT 1/4	9.5	67.5	24	
	ZPWT16-03	16	PT 3/8	10.5	68.5	24	
	ZPWT16-04	16	PT 1/2	13.5	71.5	24	

ZPY	Model	D	A	d	Main Dimension
	ZFY04	4	36.6	3.2	
	ZFY06	6	37.2	3.2	
	ZFY08	8	40	3.2	
	ZPY10	10	50.1	4.2	
	ZPY12	12	52.6	4.2	
	ZPY14	14	55.5	4.2	
	ZPY16	16	58.8	5.1	

ZPE	Model	D	E	d	Main Dimension
	ZPE04	4	18.7	3.2	
	ZPE06	6	19.5	3.2	
	ZPE08	8	22.6	3.2	
	ZPE10	10	28.5	4.2	
	ZPE12	12	29.3	4.2	
	ZPE14	14	29.8	4.2	
	ZPE16	16	31.9	5.1	


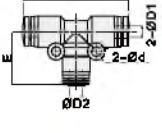
ZPEW	Model	D1	D2	E	L	d	Main Dimension
	ZPEW06-04	6	4	19.1	38	3.2	
	ZPEW08-04	8	4	22.5	43.8	3.2	
	ZPEW08-06	8	6	22.5	44	3.2	
	ZPEW10-06	10	6	27.9	54.1	4.2	
	ZPEW10-08	10	8	27.9	55	4.2	
	ZPEW12-08	12	8	29.3	57	4.2	
	ZPEW12-10	12	10	29.3	57.8	4.2	
	ZPEW16-12	16	12	32.5	63.6	4.2	


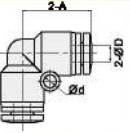
ZPM	Model	D	R	S	L	Main Dimension
	ZPM04	4	M12X1	17	33	
	ZPM06	6	M14X1	17	38	
	ZPM08	8	M16X1	19	40	
	ZPM10	10	M20X1	24	46	
	ZPM12	12	M22X1	27	46	


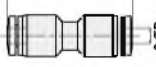
Note : ZP Series: Grey body and Orange collet  
EP Series: Black body and Blue collet


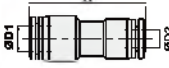



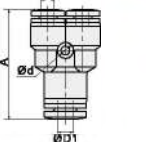
## Metric tubing

ZPEG	Model	D1	D2	E	L	d	Main Dimension
 <p><math>\Phi D1</math> <math>\Phi D2</math> <math>D1 &gt; D2</math></p>	ZPEG06-04	6	4	19	38.1	3.2	
	ZPEG08-04	8	4	22	44.9	3.2	
	ZPEG08-08	8	6	22.1	44.9	3.2	
	ZPEG10-08	10	6	27.1	55.8	4.2	
	ZPEG10-08	10	8	27.5	55.8	4.2	
	ZPEG12-10	12	10	28.9	58.6	4.2	

ZPV	Model	D	A	d	Main Dimension
 <p><math>\Phi D</math></p>	ZPV04	4	17.7	3.2	
	ZPV06	6	19.2	3.2	
	ZPV08	8	22.6	3.2	
	ZPV10	10	27.8	4.2	
	ZPV12	12	29.3	4.2	
	ZPV14	14	30.6	4.2	
	ZPV16	16	33.3	5.1	

ZPU	Model	D	A	Main Dimension
 <p><math>\Phi D</math></p>	ZPU04	4	33.4	
	ZPU06	6	35.8	
	ZPU08	8	38.7	
	ZPU10	10	48.2	
	ZPU12	12	48.6	
	ZPU14	14	48.2	
	ZPU16	16	49.6	

ZPG	Model	D1	D2	A	Main Dimension
 <p><math>\Phi D1</math> <math>D1 &gt; D2</math> <math>\Phi D2</math></p>	ZPG08-04	8	4	36.4	
	ZPG08-04	8	4	37.8	
	ZPG08-06	8	6	37.8	
	ZPG10-08	10	6	42.8	
	ZPG10-08	10	8	42.8	
	ZPG12-08	12	8	48.5	
	ZPG12-10	12	10	48.5	

ZPW	Model	D1	D2	A	d	Main Dimension
 <p><math>\Phi D1</math> <math>D1 &gt; D2</math> <math>\Phi D2</math></p>	ZPW06-04	6	4	36	3.2	
	ZPW08-04	8	4	39	3.2	
	ZPW08-06	8	6	39	3.2	
	ZPW10-08	10	6	49	4.2	
	ZPW10-08	10	8	48	4.2	
	ZPW12-10	12	10	53	4.2	

Note: ZP Series: Gray body and Orange collet  
EP Series: Black body and Blue collet

# One Touch-in Fitting

## Metric tubing-G thread

ZPC	Model	D	R	A	B	S1	S2	Main Dimension
	ZPC04-01G	4	G1/8	5	19.2	12	3	
	ZPC04-02G	4	G1/4	6.5	18.2	17	3	
	ZPC06-01G	6	G1/8	5	20.1	12	4	
	ZPC06-02G	6	G1/4	6.5	21.1	17	4	
	ZPC06-03G	6	G3/8	7	20.6	20	4	
	ZPC06-04G	6	G1/2	10	23.1	24	4	
	ZPC08-01G	8	G1/8	5	25.4	14	5	
	ZPC08-02G	8	G1/4	6.5	22.9	17	5	
	ZPC08-03G	8	G3/8	7	22.4	20	6	
	ZPC08-04G	8	G1/2	10	23.4	24	6	
	ZPC10-01G	10	G1/8	5	27.8	17	5	
	ZPC10-02G	10	G1/4	6.5	29.3	17	6	
	ZPC10-03G	10	G3/8	7	26	20	6	
	ZPC10-04G	10	G1/2	10	26	24	6	
	ZPC12-01G	12	G1/8	5	30.5	20	5	
	ZPC12-02G	12	G1/4	6.5	32	20	6	
	ZPC12-03G	12	G3/8	7	30	20	6	
	ZPC12-04G	12	G1/2	10	31	24	6	
	ZPC14-02G	14	G1/4	6.5	32.1	22	-	
	ZPC14-03G	14	G3/8	7	32.6	22	-	
	ZPC14-04G	14	G1/2	10	35.6	24	-	
	ZPC16-02G	16	G1/4	6.5	34	24	-	
	ZPC16-03G	16	G3/8	7	34	24	-	
	ZPC16-04G	16	G1/2	10	37	24	-	

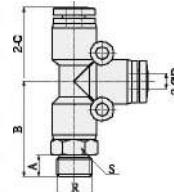
ZPOC	Model	D	R	A	B	P	S	Main Dimension
	ZPOC04-01G	4	G1/8	5	19.2	12	3	
	ZPOC04-02G	4	G1/4	6.5	18.2	17	3	
	ZPOC06-01G	6	G1/8	5	20.1	12	4	
	ZPOC06-02G	6	G1/4	6.5	21.1	17	4	
	ZPOC06-03G	6	G3/8	7	20.6	20	4	
	ZPOC06-04G	6	G1/2	10	23.1	24	4	
	ZPOC08-01G	8	G1/8	5	25.4	14	5	
	ZPOC08-02G	8	G1/4	6.5	22.9	17	5	
	ZPOC08-03G	8	G3/8	7	22.4	20	6	
	ZPOC08-04G	8	G1/2	10	23.4	24	6	
	ZPOC10-01G	10	G1/8	5	27.8	17	5	
	ZPOC10-02G	10	G1/4	6.5	29.3	17	6	
	ZPOC10-03G	10	G3/8	7	26	20	6	
	ZPOC10-04G	10	G1/2	10	26	24	6	
	ZPOC12-01G	12	G1/8	5	30.5	20	5	
	ZPOC12-02G	12	G1/4	6.5	32	20	6	
	ZPOC12-03G	12	G3/8	7	30	20	6	
	ZPOC12-04G	12	G1/2	10	31	24	6	

ZSC	Model	D	R	A	B	S	Min	Max	Main Dimension
	ZSC04-01G	4	G1/8	5	22.3	12	37.5	44.3	
	ZSC04-02G	4	G1/4	6.5	24	17	43.7	51.3	
	ZSC06-01G	6	G1/8	5	22.9	12	37.5	44.3	
	ZSC06-02G	6	G1/4	6.5	24.6	17	43.7	51.3	
	ZSC06-03G	6	G3/8	7	26.5	20	46.4	55.3	
	ZSC06-04G	6	G1/2	10	29.6	24	52.7	59.5	
	ZSC08-01G	8	G1/8	5	26.1	14	37.5	44.3	
	ZSC08-02G	8	G1/4	6.5	28.2	17	43.7	51.3	
	ZSC08-03G	8	G3/8	7	29.1	20	46.4	55.3	
	ZSC08-04G	8	G1/2	10	32.1	24	52.7	59.5	
	ZSC10-02G	10	G1/4	6.5	31.7	17	43.7	51.3	
	ZSC10-03G	10	G3/8	7	32.2	20	46.4	55.3	
	ZSC10-04G	10	G1/2	10	35.2	24	52.7	59.5	
	ZSC12-02G	12	G1/4	6.5	33.7	18	43.7	51.3	
	ZSC12-03G	12	G3/8	7	35.5	20	46.4	55.3	
	ZSC12-04G	12	G1/2	10	37.5	24	52.7	59.5	

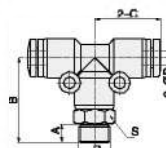
Note: ZP Series: Grey body and Orange collet  
EP Series: Black body and Blue collet

## ⊙ Metric tubing-G thread

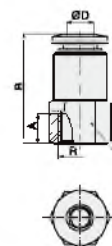
ZPD	Model	D	R	A	B	C	S	Main Dimension
	ZPD04-01G	4	G1/8	5	23.5	18.7	12	
	ZPD04-02G	4	G1/4	6.5	25	18.7	17	
	ZPD06-01G	6	G1/8	5	24	19.5	12	
	ZPD06-02G	6	G1/4	6.5	25.5	19.5	17	
	ZPD06-03G	6	G3/8	7	26	19.5	20	
	ZPD06-04G	6	G1/2	10	30	19.5	24	
	ZPD08-01G	8	G1/8	5	27	22.6	14	
	ZPD08-02G	8	G1/4	6.5	28.5	22.6	17	
	ZPD08-03G	8	G3/8	7	29	22.6	20	
	ZPD08-04G	8	G1/2	10	33	22.6	24	
	ZPD10-01G	10	G1/8	5	32	28.5	17	
	ZPD10-02G	10	G1/4	6.5	33.5	28.5	17	
	ZPD10-03G	10	G3/8	7	34	28.5	20	
	ZPD10-04G	10	G1/2	10	38	28.5	24	
	ZPD12-01G	12	G1/8	5	33	29.3	19	
	ZPD12-02G	12	G1/4	6.5	34.5	29.3	19	
	ZPD12-03G	12	G3/8	7	35	29.3	20	
	ZPD12-04G	12	G1/2	10	39	29.3	24	
	ZPD14-02G	14	G1/4	6.5	35.7	29.8	22	
	ZPD14-03G	14	G3/8	7	36.2	29.8	22	
	ZPD14-04G	14	G1/2	10	39.2	29.8	24	
	ZPD16-02G	16	G1/4	6.5	37.6	31.9	24	
	ZPD16-03G	16	G3/8	7	38.1	31.9	24	
	ZPD16-04G	16	G1/2	10	41.1	31.9	24	



ZPB	Model	D	R	A	B	C	S	Main Dimension
	ZPB04-01G	4	G1/8	5	23.5	18.7	12	
	ZPB04-02G	4	G1/4	6.5	25	18.7	17	
	ZPB06-01G	6	G1/8	5	24	19.5	12	
	ZPB06-02G	6	G1/4	6.5	25.5	19.5	17	
	ZPB06-03G	6	G3/8	7	26	19.5	20	
	ZPB06-04G	6	G1/2	10	30	19.5	24	
	ZPB08-01G	8	G1/8	5	27	22.6	14	
	ZPB08-02G	8	G1/4	6.5	28.5	22.6	17	
	ZPB08-03G	8	G3/8	7	29	22.6	20	
	ZPB08-04G	8	G1/2	10	33	22.6	24	
	ZPB10-01G	10	G1/8	5	32	28.5	17	
	ZPB10-02G	10	G1/4	6.5	33.5	28.5	17	
	ZPB10-03G	10	G3/8	7	34	28.5	20	
	ZPB10-04G	10	G1/2	10	38	28.5	24	
	ZPB12-01G	12	G1/8	5	33	29.3	19	
	ZPB12-02G	12	G1/4	6.5	34.5	29.3	19	
	ZPB12-03G	12	G3/8	7	35	29.3	20	
	ZPB12-04G	12	G1/2	10	39	29.3	24	
	ZPB14-02G	14	G1/4	6.5	35.7	29.8	22	
	ZPB14-03G	14	G3/8	7	36.2	29.8	22	
	ZPB14-04G	14	G1/2	10	39.2	29.8	24	
	ZPB16-02G	16	G1/4	6.5	37.6	31.9	24	
	ZPB16-03G	16	G3/8	7	38.1	31.9	24	
	ZPB16-04G	16	G1/2	10	41.1	31.9	24	



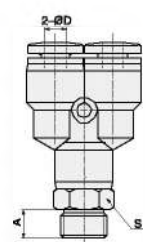
ZPCF	Model	D	R	A	B	S	Main Dimension
	ZPCF04-01G	4	G1/8	8	24.7	12	
	ZPCF04-02G	4	G1/4	11	27.7	17	
	ZPCF06-01G	6	G1/8	8	25.2	12	
	ZPCF06-02G	6	G1/4	11	28.2	17	
	ZPCF06-03G	6	G3/8	12	29.2	20	
	ZPCF06-04G	6	G1/2	14	31.2	24	
	ZPCF08-01G	8	G1/8	8	26.9	14	
	ZPCF08-02G	8	G1/4	11	29.9	17	
	ZPCF08-03G	8	G3/8	12	30.9	20	
	ZPCF08-04G	8	G1/2	14	32.9	24	
	ZPCF10-01G	10	G1/8	8	29.9	17	
	ZPCF10-02G	10	G1/4	11	32.9	17	
	ZPCF10-03G	10	G3/8	12	33.9	20	
	ZPCF10-04G	10	G1/2	14	35.9	24	
	ZPCF12-01G	12	G1/8	8	31.5	20	
	ZPCF12-02G	12	G1/4	11	34.5	20	
	ZPCF12-03G	12	G3/8	12	35.5	20	
	ZPCF12-04G	12	G1/2	14	37.5	24	
	ZPCF14-02G	14	G1/4	11	36	22	
	ZPCF14-03G	14	G3/8	12	37	22	
	ZPCF14-04G	14	G1/2	14	39	24	
	ZPCF16-02G	16	G1/4	11	36	24	
	ZPCF16-03G	16	G3/8	12	37	24	
	ZPCF16-04G	16	G1/2	14	39	24	



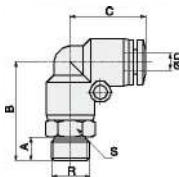
Note: ZP Series: Grey body and Orange collet  
EP Series: Black body and Blue collet

# One Touch-in Fitting

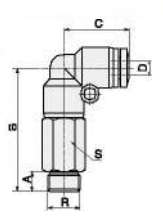
## Metric tubing-G thread

ZPWT	Model	D	R	A	B	S	Main Dimension
	ZPWT04-01G	4	G1/8	5	40.4	12	
	ZPWT04-02G	4	G1/4	6.5	41.9	17	
	ZPWT06-01G	6	G1/8	5	41.7	12	
	ZPWT06-02G	6	G1/4	6.5	43.2	17	
	ZPWT06-03G	6	G3/8	7	43.7	20	
	ZPWT06-04G	6	G1/2	10	46.7	24	
	ZPWT08-01G	8	G1/8	5	44.3	14	
	ZPWT08-02G	8	G1/4	6.5	45.8	17	
	ZPWT08-03G	8	G3/8	7	46.8	20	
	ZPWT08-04G	8	G1/2	10	49.8	24	
	ZPWT10-01G	10	G1/8	5	53.6	17	
	ZPWT10-02G	10	G1/4	6.5	55.1	17	
	ZPWT10-03G	10	G3/8	7	55.6	20	
	ZPWT10-04G	10	G1/2	10	58.6	24	
	ZPWT12-01G	12	G1/8	5	66.3	16	
	ZPWT12-02G	12	G1/4	6.5	67.8	19	
	ZPWT12-03G	12	G3/8	7	68.3	20	
	ZPWT12-04G	12	G1/2	10	71.3	24	
	ZPWT14-02G	14	G1/4	6.5	81.4	22	
	ZPWT14-03G	14	G3/8	7	81.9	22	
	ZPWT14-04G	14	G1/2	10	84.9	24	
	ZPWT16-02G	16	G1/4	6.5	94.5	24	
	ZPWT16-03G	16	G3/8	7	95	24	
	ZPWT16-04G	16	G1/2	10	98	24	



ZPL	Model	D	R	A	B	C	S	Main Dimension
	ZPL04-01G	4	G1/8	5	21.5	17.7	12	
	ZPL04-02G	4	G1/4	6.5	24	17.7	17	
	ZPL06-01G	6	G1/8	5	24	19.2	12	
	ZPL06-02G	6	G1/4	6.5	26	19.2	17	
	ZPL06-03G	6	G3/8	7	27	19.2	20	
	ZPL06-04G	6	G1/2	10	30.5	19.2	24	
	ZPL08-01G	8	G1/8	5	27	22.8	14	
	ZPL08-02G	8	G1/4	6.5	28.5	22.8	17	
	ZPL08-03G	8	G3/8	7	29.5	22.8	20	
	ZPL08-04G	8	G1/2	10	33	22.8	24	
	ZPL10-01G	10	G1/8	5	31.8	27.8	17	
	ZPL10-02G	10	G1/4	6.5	33.3	27.8	17	
	ZPL10-03G	10	G3/8	7	33.8	27.8	20	
	ZPL10-04G	10	G1/2	10	37.3	27.8	24	
	ZPL12-01G	12	G1/8	5	34.5	29.3	19	
	ZPL12-02G	12	G1/4	6.5	36	29.3	19	
	ZPL12-03G	12	G3/8	7	36.5	29.3	20	
	ZPL12-04G	12	G1/2	10	39.5	29.3	24	
	ZPL14-02G	14	G1/4	6.5	36.5	30.8	22	
	ZPL14-03G	14	G3/8	7	37	30.8	22	
	ZPL14-04G	14	G1/2	10	40	30.8	24	
	ZPL16-02G	16	G1/4	6.5	39	33.3	24	
	ZPL16-03G	16	G3/8	7	39.5	33.3	24	
	ZPL16-04G	16	G1/2	10	42.5	33.3	24	

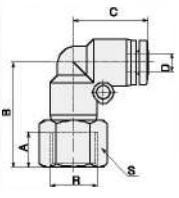


ZPLL	Model	D	R	A	B	C	S	Main Dimension
	ZPLL04-01G	4	G1/8	5	33.5	17.7	12	
	ZPLL04-02G	4	G1/4	6.5	36.5	17.7	17	
	ZPLL06-01G	6	G1/8	5	37.2	19.2	12	
	ZPLL06-02G	6	G1/4	6.5	39.2	19.2	17	
	ZPLL06-03G	6	G3/8	7	40.2	19.2	20	
	ZPLL06-04G	6	G1/2	10	43.7	19.2	24	
	ZPLL08-01G	8	G1/8	5	40.5	22.8	14	
	ZPLL08-02G	8	G1/4	6.5	42.5	22.8	17	
	ZPLL08-03G	8	G3/8	7	43.5	22.8	20	
	ZPLL08-04G	8	G1/2	10	47	22.8	24	
	ZPLL10-01G	10	G1/8	5	51.8	27.8	17	
	ZPLL10-02G	10	G1/4	6.5	53.3	27.8	17	
	ZPLL10-03G	10	G3/8	7	53.8	27.8	20	
	ZPLL10-04G	10	G1/2	10	57.3	27.8	24	
	ZPLL12-02G	12	G1/4	6.5	58.5	29.3	19	
	ZPLL12-03G	12	G3/8	7	59	29.3	20	
	ZPLL12-04G	12	G1/2	10	62	29.3	24	

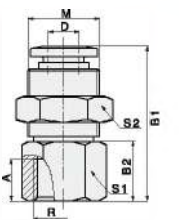


Note: ZP Series: Grey body and Orange collet  
EP Series: Black body and Blue collet

## ☉ Metric tubing-G thread

ZPLF	Model	D	R	A	B	C	S	Main Dimension
	ZPLF04-01G	4	G1/8	8	23.5	17.7	12	
	ZPLF04-02G	4	G1/4	11	26.5	17.7	17	
	ZPLF06-01G	6	G1/8	8	24.7	19.2	12	
	ZPLF06-02G	6	G1/4	11	27.7	19.2	17	
	ZPLF06-03G	6	G3/8	12	28.7	19.2	20	
	ZPLF06-04G	6	G1/2	14	30.7	19.2	24	
	ZPLF08-01G	8	G1/8	8	28	22.8	14	
	ZPLF08-02G	8	G1/4	11	31	22.8	17	
	ZPLF08-03G	8	G3/8	12	32	22.8	20	
	ZPLF08-04G	8	G1/2	14	34	22.8	24	
	ZPLF10-01G	10	G1/8	8	32.3	27.8	17	
	ZPLF10-02G	10	G1/4	11	35.3	27.8	17	
	ZPLF10-03G	10	G3/8	12	36.3	27.8	20	
	ZPLF10-04G	10	G1/2	14	38.3	27.8	24	
	ZPLF12-02G	12	G1/4	11	37.5	29.3	20	
	ZPLF12-03G	12	G3/8	12	38.5	29.3	20	
	ZPLF12-04G	12	G1/2	14	41	29.3	24	
	ZPLF14-02G	14	G1/4	11	38	30.6	22	
	ZPLF14-03G	14	G3/8	12	39	30.6	22	
	ZPLF14-04G	14	G1/2	14	41	30.6	24	
	ZPLF16-02G	16	G1/4	11	41.5	33.3	24	
	ZPLF16-03G	16	G3/8	12	42.5	33.3	24	
	ZPLF16-04G	16	G1/2	14	44.5	33.3	24	



ZPMF	Model	D	R	M	A	B1	B2	S1	S2	Main Dimension
	ZPMF04-01G	4	G1/8	M12	8	24.7	9.5	14	14	
	ZPMF04-02G	4	G1/4	M12	11	27.7	12.5	17	14	
	ZPMF06-01G	6	G1/8	M14	8	27.4	10	17	17	
	ZPMF06-02G	6	G1/4	M14	11	30.4	13	17	17	
	ZPMF06-03G	6	G3/8	M14	12	31.4	14	20	17	
	ZPMF06-01G	6	G1/8	M16	8	31.9	10	19	19	
	ZPMF06-02G	6	G1/4	M16	11	34.9	13	19	19	
	ZPMF06-03G	6	G3/8	M16	12	35.9	14	21	19	
	ZPMF06-04G	6	G1/2	M16	14	37.9	16	24	19	
	ZPMF10-01G	10	G1/8	M20	8	33	11	24	24	
	ZPMF10-02G	10	G1/4	M20	11	36	13	24	24	
	ZPMF10-03G	10	G3/8	M20	12	37	14	24	24	
	ZPMF10-04G	10	G1/2	M20	14	39	16	24	24	
	ZPMF12-01G	12	G1/8	M22	8	34	9	24	27	
	ZPMF12-02G	12	G1/4	M22	11	37	12	24	27	
	ZPMF12-03G	12	G3/8	M22	12	38	13	24	27	
	ZPMF12-04G	12	G1/2	M22	14	40	15	24	27	



Note: ZP Series: Grey body and Orange collet  
EP Series: Black body and Blue collet

# One Touch-in Fitting

## Inch tubing-NPT thread

ZPC	Model	D(Inch)	R	A	B	S1(Inch)	S2(Inch)	Main Dimension
	ZPC5/32-01T	5/32	NPT1/8	7.5	20.2	7/16	3/32	
	ZPC5/32-02T	5/32	NPT1/4	9.5	18.5	9/16	3/32	
	ZPC1/4-01T	1/4	NPT1/8	7.5	21.1	1/2	5/32	
	ZPC1/4-02T	1/4	NPT1/4	9.5	22.1	9/16	5/32	
	ZPC1/4-03T	1/4	NPT3/8	10.5	21.1	11/16	5/32	
	ZPC1/4-04T	1/4	NPT1/2	13.5	24.1	7/8	5/32	
	ZPC5/16-01T	5/16	NPT1/8	7.5	26.4	9/16	3/16	
	ZPC5/16-02T	5/16	NPT1/4	9.5	23.9	9/16	7/32	
	ZPC5/16-03T	5/16	NPT3/8	10.5	21.9	11/16	7/32	
	ZPC5/16-04T	5/16	NPT1/2	13.5	24.4	7/8	7/32	
	ZPC3/8-01T	3/8	NPT1/8	7.5	29.5	11/16	3/16	
	ZPC3/8-02T	3/8	NPT1/4	9.5	30.6	11/16	7/32	
	ZPC3/8-03T	3/8	NPT3/8	10.5	27.7	11/16	5/16	
	ZPC3/8-04T	3/8	NPT1/2	13.5	25.5	7/8	5/16	
	ZPC1/2-01T	1/2	NPT1/8	7.5	32	7/8	3/16	
	ZPC1/2-02T	1/2	NPT1/4	9.5	34	7/8	1/4	
	ZPC1/2-03T	1/2	NPT3/8	10.5	30	7/8	5/16	
	ZPC1/2-04T	1/2	NPT1/2	13.5	29	7/8	5/16	

ZPCF	Model	D(Inch)	R	A	B	S(Inch)	Main Dimension
	ZPCF5/32-01T	5/32	NPT1/8	8	24.7	9/16	
	ZPCF5/32-02T	5/32	NPT1/4	11	27.7	11/16	
	ZPCF1/4-01T	1/4	NPT1/8	8	25.2	9/16	
	ZPCF1/4-02T	1/4	NPT1/4	11	28.2	11/16	
	ZPCF1/4-03T	1/4	NPT3/8	12	29.2	7/8	
	ZPCF1/4-04T	1/4	NPT1/2	14	31.2	1	
	ZPCF5/16-01T	5/16	NPT1/8	8	28.9	9/16	
	ZPCF5/16-02T	5/16	NPT1/4	11	28.9	11/16	
	ZPCF5/16-03T	5/16	NPT3/8	12	30.9	7/8	
	ZPCF5/16-04T	5/16	NPT1/2	14	32.9	1	
	ZPCF3/8-01T	3/8	NPT1/8	8	29.9	11/16	
	ZPCF3/8-02T	3/8	NPT1/4	11	32.9	11/16	
	ZPCF3/8-03T	3/8	NPT3/8	12	33.9	7/8	
	ZPCF3/8-04T	3/8	NPT1/2	14	35.9	1	
	ZPCF1/2-01T	1/2	NPT1/8	8	31.5	7/8	
	ZPCF1/2-02T	1/2	NPT1/4	11	34.5	7/8	
	ZPCF1/2-03T	1/2	NPT3/8	12	35.5	7/8	
	ZPCF1/2-04T	1/2	NPT1/2	14	37.5	1	

ZPOC	Model	D(Inch)	R	A	B	P	S(Inch)	Main Dimension
	ZPOC5/32-01T	5/32	NPT1/8	7.5	20.2	11	3/32	
	ZPOC5/32-02T	5/32	NPT1/4	9.5	18.5	14	3/32	
	ZPOC1/4-01T	1/4	NPT1/8	7.5	21.1	12.7	5/32	
	ZPOC1/4-02T	1/4	NPT1/4	9.5	22.1	14	5/32	
	ZPOC1/4-03T	1/4	NPT3/8	10.5	21.1	17.5	5/32	
	ZPOC1/4-04T	1/4	NPT1/2	13.5	24.1	22	5/32	
	ZPOC5/16-01T	5/16	NPT1/8	7.5	26.4	14	3/16	
	ZPOC5/16-02T	5/16	NPT1/4	9.5	23.9	14	7/32	
	ZPOC5/16-03T	5/16	NPT3/8	10.5	21.9	17.5	7/32	
	ZPOC5/16-04T	5/16	NPT1/2	13.5	24.4	22	7/32	
	ZPOC3/8-01T	3/8	NPT1/8	7.5	29.5	17	3/16	
	ZPOC3/8-02T	3/8	NPT1/4	9.5	30.6	17	7/32	
	ZPOC3/8-03T	3/8	NPT3/8	10.5	27.7	17.5	5/16	
	ZPOC3/8-04T	3/8	NPT1/2	13.5	25.5	22	5/16	
	ZPOC1/2-01T	1/2	NPT1/8	7.5	32	22	3/16	
	ZPOC1/2-02T	1/2	NPT1/4	9.5	34	22	1/4	
	ZPOC1/2-03T	1/2	NPT3/8	10.5	30	22	5/16	
	ZPOC1/2-04T	1/2	NPT1/2	13.5	29	22	5/16	

ZPL	Model	D(Inch)	R	A	B	C	S(Inch)	Main Dimension
	ZPL5/32-01T	5/32	NPT1/8	7.5	25	17.7	7/16	
	ZPL5/32-02T	5/32	NPT1/4	9.5	27	17.7	9/16	
	ZPL1/4-01T	1/4	NPT1/8	7.5	26.2	19.2	1/2	
	ZPL1/4-02T	1/4	NPT1/4	9.5	28.2	19.2	9/16	
	ZPL1/4-03T	1/4	NPT3/8	10.5	29.2	19.2	11/16	
	ZPL1/4-04T	1/4	NPT1/2	13.5	32.2	19.2	7/8	
	ZPL5/16-01T	5/16	NPT1/8	7.5	29.5	22.6	9/16	
	ZPL5/16-02T	5/16	NPT1/4	9.5	31.5	22.6	9/16	
	ZPL5/16-03T	5/16	NPT3/8	10.5	32.5	22.6	11/16	
	ZPL5/16-04T	5/16	NPT1/2	13.5	35.5	22.6	7/8	
	ZPL3/8-01T	3/8	NPT1/8	7.5	33.8	27.8	11/16	
	ZPL3/8-02T	3/8	NPT1/4	9.5	35.8	27.8	11/16	
	ZPL3/8-03T	3/8	NPT3/8	10.5	36.8	27.8	11/16	
	ZPL3/8-04T	3/8	NPT1/2	13.5	39.8	27.8	7/8	
	ZPL1/2-01T	1/2	NPT1/8	7.5	35.5	28.3	7/8	
	ZPL1/2-02T	1/2	NPT1/4	9.5	37.5	29.3	7/8	
	ZPL1/2-03T	1/2	NPT3/8	10.5	38.5	29.3	7/8	
	ZPL1/2-04T	1/2	NPT1/2	13.5	41.5	29.3	7/8	

Note: ZP Series: Grey body and Orange collet  
EP Series: Black body and Blue collet

## ○ Inch tubing-NPT thread

ZPLF	Model	D(Inch)	R	A	B	C	S(Inch)	Main Dimension
	ZPLF5/32-01T	5/32	NPT1/8	8	23.5	17.7	7/16	
	ZPLF5/32-02T	5/32	NPT1/4	11	26.5	17.7	9/16	
	ZPLF1/4-01T	1/4	NPT1/8	8	24.7	19.2	1/2	
	ZPLF1/4-02T	1/4	NPT1/4	11	27.7	19.2	9/16	
	ZPLF1/4-03T	1/4	NPT3/8	12	26.7	19.2	11/16	
	ZPLF1/4-04T	1/4	NPT1/2	14	30.7	19.2	7/8	
	ZPLF5/16-01T	5/16	NPT1/8	8	28	22.6	9/16	
	ZPLF5/16-02T	5/16	NPT1/4	11	31	22.6	9/16	
	ZPLF5/16-03T	5/16	NPT3/8	12	32	22.6	11/16	
	ZPLF5/16-04T	5/16	NPT1/2	14	34	22.6	7/8	
	ZPLF3/8-01T	3/8	NPT1/8	8	32.3	27.8	11/16	
	ZPLF3/8-02T	3/8	NPT1/4	11	35.3	27.8	11/16	
	ZPLF3/8-03T	3/8	NPT3/8	12	36.3	27.8	11/16	
	ZPLF3/8-04T	3/8	NPT1/2	14	38.3	27.8	7/8	
	ZPLF1/2-02T	1/2	NPT1/4	11	37.5	29.3	7/8	
	ZPLF1/2-03T	1/2	NPT3/8	12	38.5	29.3	7/8	
	ZPLF1/2-04T	1/2	NPT1/2	14	41	29.3	7/8	

ZPLL	Model	D(Inch)	R	A	B	C	S(Inch)	Main Dimension
	ZPLL5/32-01T	5/32	NPT1/8	7.5	36	17.7	7/16	
	ZPLL5/32-02T	5/32	NPT1/4	9.5	39	17.7	9/16	
	ZPLL1/4-01T	1/4	NPT1/8	7.5	36.7	19.2	1/2	
	ZPLL1/4-02T	1/4	NPT1/4	9.5	42.2	19.2	9/16	
	ZPLL1/4-03T	1/4	NPT3/8	10.5	43.7	19.2	11/16	
	ZPLL1/4-04T	1/4	NPT1/2	13.5	47.2	19.2	7/8	
	ZPLL5/16-01T	5/16	NPT1/8	7.5	43	22.6	9/16	
	ZPLL5/16-02T	5/16	NPT1/4	9.5	45.5	22.6	9/16	
	ZPLL5/16-03T	5/16	NPT3/8	10.5	47	22.6	11/16	
	ZPLL5/16-04T	5/16	NPT1/2	13.5	50.5	22.6	7/8	
	ZPLL3/8-01T	3/8	NPT1/8	7.5	54.3	27.8	11/16	
	ZPLL3/8-02T	3/8	NPT1/4	9.5	56.3	27.8	11/16	
	ZPLL3/8-03T	3/8	NPT3/8	10.5	57.3	27.8	11/16	
	ZPLL3/8-04T	3/8	NPT1/2	13.5	60.8	27.8	7/8	
	ZPLL1/2-02T	1/2	NPT1/4	9.5	61.5	29.3	7/8	
	ZPLL1/2-03T	1/2	NPT3/8	10.5	62.5	29.3	7/8	
	ZPLL1/2-04T	1/2	NPT1/2	13.5	65.5	29.3	7/8	


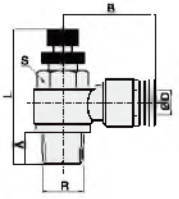
ZPB	Model	D(Inch)	R	A	B	C	S(Inch)	Main Dimension
	ZPB5/32-01T	5/32	NPT1/8	7.5	26	18.7	7/16	
	ZPB5/32-02T	5/32	NPT1/4	9.5	28	18.7	9/16	
	ZPB1/4-01T	1/4	NPT1/8	7.5	26.5	19.5	1/2	
	ZPB1/4-02T	1/4	NPT1/4	9.5	28.5	19.5	9/16	
	ZPB1/4-03T	1/4	NPT3/8	10.5	29.5	19.5	11/16	
	ZPB1/4-04T	1/4	NPT1/2	13.5	34.6	19.5	7/8	
	ZPB5/16-01T	5/16	NPT1/8	7.5	29.5	22.6	9/16	
	ZPB5/16-02T	5/16	NPT1/4	9.5	31.5	22.6	9/16	
	ZPB5/16-03T	5/16	NPT3/8	10.5	32.5	22.6	11/16	
	ZPB5/16-04T	5/16	NPT1/2	13.5	35.5	22.6	7/8	
	ZPB3/8-01T	3/8	NPT1/8	7.5	34.5	26.5	11/16	
	ZPB3/8-02T	3/8	NPT1/4	9.5	36.5	26.5	11/16	
	ZPB3/8-03T	3/8	NPT3/8	10.5	37.5	26.5	11/16	
	ZPB3/8-04T	3/8	NPT1/2	13.5	40.5	26.5	7/8	
	ZPB1/2-01T	1/2	NPT1/8	7.5	35.5	29.3	7/8	
	ZPB1/2-02T	1/2	NPT1/4	9.5	37.5	29.3	7/8	
	ZPB1/2-03T	1/2	NPT3/8	10.5	38.5	29.3	7/8	
	ZPB1/2-04T	1/2	NPT1/2	13.5	41.5	29.3	7/8	


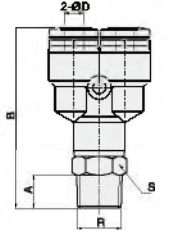
ZPD	Model	D(Inch)	R	A	B	C	S(Inch)	Main Dimension
	ZPD5/32-01T	5/32	NPT1/8	7.5	26	18.7	7/16	
	ZPD5/32-02T	5/32	NPT1/4	9.5	28	18.7	9/16	
	ZPD1/4-01T	1/4	NPT1/8	7.5	26.5	19.5	1/2	
	ZPD1/4-02T	1/4	NPT1/4	9.5	28.5	19.5	9/16	
	ZPD1/4-03T	1/4	NPT3/8	10.5	29.5	19.5	11/16	
	ZPD1/4-04T	1/4	NPT1/2	13.5	34.6	19.5	7/8	
	ZPD5/16-01T	5/16	NPT1/8	7.5	29.5	22.6	9/16	
	ZPD5/16-02T	5/16	NPT1/4	9.5	31.5	22.6	9/16	
	ZPD5/16-03T	5/16	NPT3/8	10.5	32.5	22.6	11/16	
	ZPD5/16-04T	5/16	NPT1/2	13.5	35.5	22.6	7/8	
	ZPD3/8-01T	3/8	NPT1/8	7.5	34.5	26.5	11/16	
	ZPD3/8-02T	3/8	NPT1/4	9.5	36.5	26.5	11/16	
	ZPD3/8-03T	3/8	NPT3/8	10.5	37.5	26.5	11/16	
	ZPD3/8-04T	3/8	NPT1/2	13.5	40.5	26.5	7/8	
	ZPD1/2-01T	1/2	NPT1/8	7.5	35.5	29.3	7/8	
	ZPD1/2-02T	1/2	NPT1/4	9.5	37.5	29.3	7/8	
	ZPD1/2-03T	1/2	NPT3/8	10.5	38.5	29.3	7/8	
	ZPD1/2-04T	1/2	NPT1/2	13.5	41.5	29.3	7/8	

Note: ZP Series: Grey body and Orange collet  
EP Series: Black body and Blue collet

# One Touch-in Fitting

## ☉ Inch tubing-NPT thread


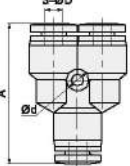
ZSC	Model	D(Inch)	R	A	B	S(Inch)	L		Main Dimension
							Min	Max	
	ZSC5/32-01T	5/32	NPT1/8	8	22	7/16	37.5	44.3	
	ZSC5/32-02T	5/32	NPT1/4	10	25	9/16	43.7	51.3	
	ZSC1/4-01T	1/4	NPT1/8	8	29.8	1/2	37.5	44.3	
	ZSC1/4-02T	1/4	NPT1/4	10	25.8	9/16	43.7	51.3	
	ZSC1/4-03T	1/4	NPT3/8	11	27.5	11/16	48.4	55.3	
	ZSC1/4-04T	1/4	NPT1/2	14	31	7/8	52.7	59.5	
	ZSC5/16-01T	5/16	NPT1/8	8	26.1	9/16	37.5	44.3	
	ZSC5/16-02T	5/16	NPT1/4	10	29.2	9/16	43.7	51.3	
	ZSC5/16-03T	5/16	NPT3/8	11	30.1	11/16	48.4	55.3	
	ZSC5/16-04T	5/16	NPT1/2	14	33.8	7/8	52.7	59.5	
	ZSC3/8-02T	3/8	NPT1/4	10	32.7	11/16	43.7	51.3	
	ZSC3/8-03T	3/8	NPT3/8	11	33.2	11/16	48.4	55.3	
	ZSC3/8-04T	3/8	NPT1/2	14	36.7	7/8	52.7	59.5	
	ZSC1/2-02T	1/2	NPT1/4	10	34.7	7/8	43.7	51.3	
	ZSC1/2-03T	1/2	NPT3/8	11	36.6	7/8	48.4	55.3	
	ZSC1/2-04T	1/2	NPT1/2	14	36	7/8	52.7	59.5	


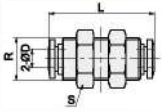
ZPWT	Model	D(Inch)	R	A	B	S(Inch)	Main Dimension	
							Min	Max
	ZPWT5/32-01T	5/32	NPT1/8	7.5	42.5	7/16		
	ZPWT5/32-02T	5/32	NPT1/4	9.5	45.5	9/16		
	ZPWT1/4-01T	1/4	NPT1/8	7.5	44.2	1/2		
	ZPWT1/4-02T	1/4	NPT1/4	9.5	48.2	9/16		
	ZPWT1/4-03T	1/4	NPT3/8	10.5	47.2	11/16		
	ZPWT1/4-04T	1/4	NPT1/2	13.5	50.2	7/8		
	ZPWT5/16-01T	5/16	NPT1/8	7.5	46.9	9/16		
	ZPWT5/16-02T	5/16	NPT1/4	9.5	48.9	9/16		
	ZPWT5/16-03T	5/16	NPT3/8	10.5	49.9	11/16		
	ZPWT5/16-04T	5/16	NPT1/2	13.5	52.9	7/8		
	ZPWT3/8-01T	3/8	NPT1/8	7.5	56.1	11/16		
	ZPWT3/8-02T	3/8	NPT1/4	9.5	58.1	11/16		
	ZPWT3/8-03T	3/8	NPT3/8	10.5	59.1	11/16		
	ZPWT3/8-04T	3/8	NPT1/2	13.5	62.1	7/8		
	ZPWT1/2-01T	1/2	NPT1/8	7.5	68.8	7/8		
	ZPWT1/2-02T	1/2	NPT1/4	9.5	69.8	7/8		
ZPWT1/2-03T	1/2	NPT3/8	10.5	61.8	7/8			
ZPWT1/2-04T	1/2	NPT1/2	13.5	64.8	7/8			


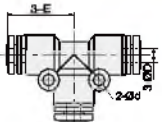
Note: ZP Series: Grey body and Orange collet  
EP Series: Black body and Blue collet


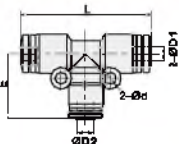



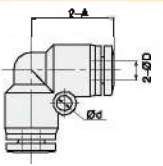
## Inch tubing


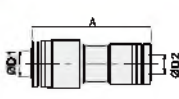
ZPY	Model	D(Inch)	A	d	Main Dimension
	ZPY5/32	5/32	35.6	3.2	
	ZPY1/4	1/4	37.2	3.2	
	ZPY5/16	5/16	40	3.2	
	ZPY3/8	3/8	50.1	4.2	
	ZPY1/2	1/2	52.6	4.2	

ZPM	Model	D(Inch)	R	S	L	Main Dimension
	ZPM5/32	5/32	M12X1	17	38	
	ZPM1/4	1/4	M14X1	17	36	
	ZPM5/16	5/16	M16X1	19	40	
	ZPM3/8	3/8	M20X1	24	46	
	ZPM1/2	1/2	M22X1	27	46	

ZPE	Model	D(Inch)	E	d	Main Dimension
	ZPE5/32	5/32	18.7	3.2	
	ZPE1/4	1/4	19.5	3.2	
	ZPE5/16	5/16	22.6	3.2	
	ZPE3/8	3/8	28.5	4.2	
	ZPE1/2	1/2	29.3	4.2	

ZPEG	Model	D1	D2	E	L	d	Main Dimension
	ZPEG1/4-5/32	1/4	5/32	18	38.1	3.2	
	ZPEG5/16-5/32	5/16	5/32	22	44.6	3.2	
	ZPEG5/16-1/4	5/16	1/4	22.1	44.9	3.2	
	ZPEG3/8-1/4	3/8	1/4	27.1	56.8	4.2	
	ZPEG3/8-5/16	3/8	5/16	27.5	55.8	4.2	
	ZPEG1/2-3/8	1/2	3/8	28.9	58.6	4.2	


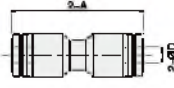
ZPV	Model	D(Inch)	A	d	Main Dimension
	ZPV5/32	5/32	17.7	3.2	
	ZPV1/4	1/4	19.2	3.2	
	ZPV5/16	5/16	22.8	3.2	
	ZPV3/8	3/8	27.8	4.2	
	ZPV1/2	1/2	29.3	4.2	


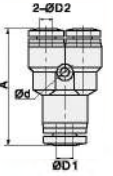
ZPG	Model	D1	D2	A	Main Dimension
	ZPG1/4-5/32	1/4	5/32	36.4	
	ZPG5/16-5/32	5/16	5/32	37.6	
	ZPG5/16-1/4	5/16	1/4	37.6	
	ZPG3/8-1/4	3/8	1/4	42.8	
	ZPG3/8-5/16	3/8	5/16	42.8	
	ZPG1/2-5/16	1/2	5/16	48.5	
ZPG1/2-3/8	1/2	3/8	48.5		


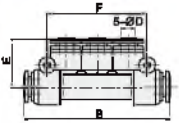
Note: ZP Series: Grey body and Orange collet  
EP Series: Black body and Blue collet


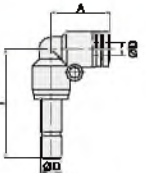
# One Touch-in Fitting

## Metric tubing

ZPU	Model	D	A	Main Dimension
 $\Phi D$	ZPU5/32	5/32	33.4	
	ZPU1/4	1/4	35.6	
	ZPU5/16	5/16	38.7	
	ZPU3/8	3/8	48.2	
	ZPU1/2	1/2	48.6	

ZPW	Model	D1	D2	A	d	Main Dimension
 $\Phi D1$ $\Phi D2$ $D1 > D2$	ZPW1/4-5/32	1/4	5/32	38	3.2	
	ZPW5/16-5/32	5/16	5/32	38	3.2	
	ZPW5/16-1/4	5/16	1/4	38	3.2	
	ZPW3/8-1/4	3/8	1/4	49	4.2	
	ZPW3/8-5/16	3/8	5/16	49	4.2	
	ZPW1/2-3/8	1/2	3/8	53	4.2	

ZPK	Model	D(Inch)	B	d	F	E	Main Dimension
 $\Phi D$	ZPK5/32	5/32	57	3.2	36	19	
	ZPK1/4	1/4	61	3.2	42	20.3	
	ZPK5/16	5/16	81.8	3.2	48	24.3	
	ZPK3/8	3/8	92.7	4.2	60.2	28.2	
	ZPK1/2	1/2	100.5	4.2	68.5	30	

ZPLJ	Model	D(Inch)	A	L	Main Dimension
 $\Phi D$	ZPLJ5/32	5/32	17.7	33	
	ZPLJ1/4	1/4	19.2	36.2	
	ZPLJ5/16	5/16	22.6	42.5	
	ZPLJ3/8	3/8	27.8	50.8	
	ZPLJ1/2	1/2	29.3	54.5	

Note: ZP Series: Gray body and Orange collet  
EP Series: Black body and Blue collet

## How to Order?

Series No.	O.D. of Tube		Port Size	Ways	Thread Type
EHVFS	04: 4mm	5/32: 5/32"	M5: M5	Blank: 3 ways	P: PT
EHVSS	06: 6mm	3/16: 3/16"	M6: M6	B: 2 ways	
EHVFF	08: 8mm	1/4: 1/4"	01: 1/8"		
...	10: 10mm	5/16: 5/16"	02: 1/4"		
	12: 12mm	3/8: 3/8"	03: 3/8"		
	14: 14mm	1/2: 1/2"	04: 1/2"		
	16: 16mm				

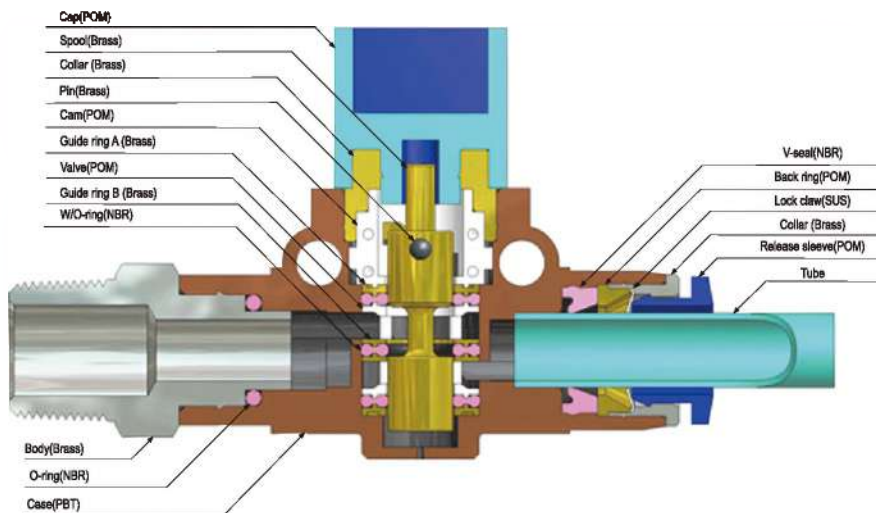
### Order example:

EHVFS series plastic lifting, for 6mm OD tube, G1/8" port size, ERP code is EHVFS06-01G  
 Note: If both sides with tube, then will show its size accordingly. For example, EHVFF hand valve for both 6mm OD tube, ERP code is: EHVFF 06-06

## Specifications

Working medium	Air, Vacuum
Working pressure (MPa)	0~0.6
Guaranteed pressure (MPa)	1.2
Working temperature (°C)	0~60
Tube material	Nylon PU tube

## Internal Structure



- \* The source of pressure can be completely shut off by simply turning the knob.
- \* Three-way directional control configuration releases the residual internal pressure on the output side when manually closed.
- \* Ideal for inspecting or repairing any devices without compromising the safety.
- \* Directionality of airflow may be selected from the tubing or threaded input side to the tubing or threaded output side.

# Hand Valve/Speed Controller

## Hand Valve



MODEL[ $\phi$ D-T]		
Tube(Metric)	Thread(PT)	
EHVFS 06-01	EHVFS 10-02	EHVFS 12-02
EHVFS 06-02	EHVFS 10-03	EHVFS 12-03
EHVFS 06-03	EHVFS 10-04	EHVFS 12-04
EHVFS 08-01		
EHVFS 08-02		
EHVFS 08-03		



MODEL[T1-T2]		
Thread(PT)		
EHVSS 01-01	EHVSS 04-03	
EHVSS 02-01	EHVSS 04-04	
EHVSS 02-02		
EHVSS 03-02		
EHVSS 03-03		



MODEL[ $\phi$ D1- $\phi$ D2]		
Tube(Metric)		
EHVFF 06-06	EHVFF 12-10	
EHVFF 08-06	EHVFF 12-12	
EHVFF 08-08		
EHVFF 10-08		
EHVFF 10-10		



MODEL[T- $\phi$ D]		
Tube(Metric)	Thread(G)	
EHVFS06-01G	EHVFS08-03G	EHVFS12-02G
EHVFS06-02G	EHVFS10-02G	EHVFS12-03G
EHVFS06-03G	EHVFS10-03G	EHVFS12-04G
EHVFS08-01G	EHVFS10-04G	
EHVFS08-02G		



MODEL[ $\phi$ T1- $\phi$ T2]		
Thread(G)		
EHVSS 01-02G	EHVSS 04-03G	
EHVSS 02-01G	EHVSS 04-04G	
EHVSS 02-02G		
EHVSS 03-02G		
EHVSS 03-03G		

## Speed Controller



MODEL[ $\phi$ D1- $\phi$ D2]		
Tube(Metric)	Tube(Inch)	
ZSA 04	ZSA 5/82	
ZSA 06	ZSA 3/16	
ZSA 08	ZSA 1/4	
ZSA 10	ZSA 5/16	
ZSA 12	ZSA 3/8	
	ZSA 1/2	



Meter-out type							
Tube(Metric)-Thread(R)		Tube(Inch)-Thread(R)		Tube(Metric)-Thread(G)		Tube(Inch)-Thread(NPT)	
ZSC 04-M5	ZSC 08-03	ZSC 1/4-M5	ZSC 04-01G	ZSC 08-04G	ZSC 5/32-M5	ZSC 5/16-01T	
ZSC 04-01	ZSC 08-04	ZSC 1/4-01	ZSC 04-02G	ZSC 10-01G	ZSC 5/32-01T	ZSC 5/16-02T	
ZSC 04-02	ZSC 10-01	ZSC 1/4-02	ZSC 06-01G	ZSC 10-02G	ZSC 3/16-M5	ZSC 5/16-03T	
ZSC 06-M5	ZSC 10-02	ZSC 5/16-01	ZSC 08-02G	ZSC 10-03G	ZSC 3/16-01T	ZSC 5/16-04T	
ZSC 06-01	ZSC 10-03	ZSC 5/16-02	ZSC 08-03G	ZSC 10-04G	ZSC 3/16-02T	ZSC 3/8-02T	
ZSC 08-02	ZSC 10-04	ZSC 5/16-03	ZSC 08-04G	ZSC 12-02G	ZSC 3/16-03T	ZSC 3/8-03T	
ZSC 08-03	ZSC 12-02	ZSC 3/8-02	ZSC 08-01G	ZSC 12-03G	ZSC 1/4-M5	ZSC 3/8-04T	
ZSC 08-04	ZSC 12-03	ZSC 3/8-03	ZSC 08-01G	ZSC 12-04G	ZSC 1/4-01T	ZSC 1/2-03T	
ZSC 08-01	ZSC 12-04		ZSC 08-01G		ZSC 1/4-02T	ZSC 1/2-04T	
ZSC 08-02					ZSC 1/4-03T		



Meter-in type							
Tube(Metric)-Thread(R)		Tube(Inch)-Thread(R)		Tube(Metric)-Thread(G)		Tube(Inch)-Thread(NPT)	
ZSC 04-M5-B	ZSC 08-03P-B	ZSC 1/4-M5-B	ZSC 04-01G-B	ZSC 08-04G-B	ZSC 5/32-M5-B	ZSC 5/16-01T-B	
ZSC 04-01P-B	ZSC 08-04P-B	ZSC 1/4-01P-B	ZSC 04-02G-B	ZSC 10-01G-B	ZSC 5/32-01T-B	ZSC 5/16-02T-B	
ZSC 04-02P-B	ZSC 10-01P-B	ZSC 1/4-02P-B	ZSC 06-01G-B	ZSC 10-02G-B	ZSC 3/16-M5-B	ZSC 5/16-03T-B	
ZSC 06-M5-B	ZSC 10-02P-B	ZSC 5/16-01P-B	ZSC 06-02G-B	ZSC 10-03G-B	ZSC 3/16-01T-B	ZSC 5/16-04T-B	
ZSC 06-01P-B	ZSC 10-03P-B	ZSC 5/16-02P-B	ZSC 06-03G-B	ZSC 10-04G-B	ZSC 3/16-02T-B	ZSC 3/8-02T-B	
ZSC 08-02P-B	ZSC 10-04P-B	ZSC 5/16-03P-B	ZSC 06-04G-B	ZSC 12-02G-B	ZSC 3/16-03T-B	ZSC 3/8-03T-B	
ZSC 08-03P-B	ZSC 12-02P-B	ZSC 3/8-02P-B	ZSC 08-01G-B	ZSC 12-03G-B	ZSC 1/4-M5-B	ZSC 3/8-04T-B	
ZSC 08-04P-B	ZSC 12-03P-B	ZSC 3/8-03P-B	ZSC 08-01G-B	ZSC 12-04G-B	ZSC 1/4-01T-B	ZSC 1/2-03T-B	
ZSC 08-01P-B	ZSC 12-04P-B		ZSC 08-01G-B		ZSC 1/4-02T-B	ZSC 1/2-04T-B	
ZSC 08-02P-B					ZSC 1/4-03T-B		

# Stop Fitting/Check Valve

## How to Order?

Series No.	O.D. of Tube	Port Size	Thread Type
ESPC ESPL ESPU ...	06: 6mm 08: 8mm	M5: M5 01: 1/8" 02: 1/4" 03: 3/8"	P: PT G: G T: NPT

### Order example:

ESPC series plastic fitting, for 6mm OD tube, PT1/8" port size, ERP code is: ESPC06-01

Note: If both sides with tube and same size, then only show one size. For example, ESPL series plastic fitting for both 6mm OD tube, ERP code is: ESPL06

## Stop Fitting



MODEL(ΦD-T)
Tube(Metric)
ESPC 06-01
ESPC 06-02
ESPC 08-02
ESPC 08-03



MODEL(ΦD-T)
Tube(Metric)
ESPL 06-01G
ESPL 06-02G
ESPL 08-01G
ESPL 08-02G
ESPL 08-03G



MODEL(ΦD-T)
Tube(Metric)
ESPL 06-M5
ESPL 06-01
ESPL 06-02
ESPL 08-01
ESPL 08-02
ESPL 08-03



MODEL(ΦD-T)
Tube(Metric)
ESPC 06-01G
ESPC 08-02G
ESPC 08-02G
ESPC 08-03G



MODEL(ΦD-T)
Tube(Metric)
ESPU 06
ESPU 08

## Check Valve



MODEL(ΦD-T)
Tube(Metric)
ECVPF 02-02
ECVPF 03-03



MODEL(T1-T2)
Tube(Metric)
ECVPF 02-02G
ECVPF 03-03G


















# Italian Style Metal One Touch-in Fitting

## How to Order?

Series No.	O.D. of Tube	Port Size	Thread Type
EMC	04: 4mm	M8: M8	P: PT
EML	06: 6mm	01: 1/8"	G: G
EMB	08: 8mm	02: 1/4"	T: NPT
...	10: 10mm	03: 3/8"	
	12: 12mm	04: 1/2"	

### Order example:

EMC series Italian style metal one touch-in fitting, for 4mm OD tube, PT 1/8" port size. ERP code is :EMC04-01











 <p><b>EMC</b></p>	<p><b>Model</b> EMC06-M8 EMC10-01 EMC06-01 EMC10-02 EMC06-02 EMC10-03 EMC06-03 EMC10-04 EMC06-04 EMC12-01 EMC08-01 EMC12-02 EMC08-02 EMC12-03 EMC08-03 EMC12-04 EMC08-04</p>	 <p><b>EML</b></p>	<p><b>Model</b> EML04-M8 EML08-03 EML04-01 EML08-04 EML04-02 EML10-01 EML06-M8 EML10-02 EML06-01 EML10-03 EML06-02 EML10-04 EML06-03 EML12-01 EML06-04 EML12-02 EML08-01 EML12-03 EML08-02 EML12-04</p>	 <p><b>EMB</b></p>	<p><b>Model</b> EMB04-M8 EMB08-03 EMB04-01 EMB08-04 EMB04-02 EMB10-01 EMB06-M8 EMB10-02 EMB06-01 EMB10-03 EMB06-02 EMB10-04 EMB06-03 EMB12-01 EMB06-04 EMB12-02 EMB08-01 EMB12-03 EMB08-02 EMB12-04</p>		
 <p><b>EMW</b></p>	<p><b>Model</b> EMW06-M8 EMW10-01 EMW06-01 EMW10-02 EMW06-02 EMW10-03 EMW06-03 EMW10-04 EMW06-04 EMW12-01 EMW08-01 EMW12-02 EMW08-02 EMW12-03 EMW08-03 EMW12-04 EMW08-04</p>	 <p><b>EMSC</b></p>	<p><b>Model</b> EMSC06-M8 EMSC10-01 EMSC06-01 EMSC10-02 EMSC06-02 EMSC10-03 EMSC06-03 EMSC10-04 EMSC06-04 EMSC12-01 EMSC08-01 EMSC12-02 EMSC08-02 EMSC12-03 EMSC08-03 EMSC12-04 EMSC08-04</p>	 <p><b>EMH</b></p>	<p><b>Model</b> EMH04-M8 EMH04-01 EMH06-M8 EMH06-01 EMH08-01 EMH08-02 EMH10-02 EMH10-03 EMH12-03 EMH12-04</p>		
 <p><b>EMZT</b></p>	<p><b>Model</b> EMZT04-M8 EMZT08-03 EMZT04-01 EMZT08-04 EMZT04-02 EMZT10-01 EMZT06-M8 EMZT10-02 EMZT06-01 EMZT10-03 EMZT06-02 EMZT10-04 EMZT06-03 EMZT12-01 EMZT06-04 EMZT12-02 EMZT08-01 EMZT12-03 EMZT08-02 EMZT12-04</p>	 <p><b>EMP</b></p>	<p><b>Model</b> EMP04-M8 EMP08-03 EMP04-01 EMP08-04 EMP04-02 EMP10-01 EMP06-M8 EMP10-02 EMP06-01 EMP10-03 EMP06-02 EMP10-04 EMP06-03 EMP12-01 EMP06-04 EMP12-02 EMP08-01 EMP12-03 EMP08-02 EMP12-04</p>	 <p><b>EMF</b></p>	<p><b>Model</b> EMF04-M8 EMF08-03 EMF04-01 EMF08-04 EMF04-02 EMF10-01 EMF06-M8 EMF10-02 EMF06-01 EMF10-03 EMF06-02 EMF10-04 EMF06-03 EMF12-01 EMF06-04 EMF12-02 EMF08-01 EMF12-03 EMF08-02 EMF12-04</p>		
 <p><b>EMU</b></p>	<p><b>Model</b> EMU04 EMU06 EMU08 EMU10 EMU12</p>	 <p><b>EMV</b></p>	<p><b>Model</b> EMV04 EMV06 EMV08 EMV10 EMV12</p>	 <p><b>EME</b></p>	<p><b>Model</b> EME04 EME06 EME08 EME10 EME12</p>	 <p><b>EMY</b></p>	<p><b>Model</b> EMY06 EMY08 EMY10 EMY12</p>
 <p><b>EMZA</b></p>	<p><b>Model</b> EMZA04 EMZA06 EMZA08 EMZA10 EMZA12</p>	 <p><b>EMM</b></p>	<p><b>Model</b> EMM04 EMM06 EMM08 EMM10 EMM12</p>	 <p><b>EMPGJ</b></p>	<p><b>Model</b> EMPGJ 06-04 EMPGJ 08-06 EMPGJ 10-08 EMPGJ 10-08 EMPGJ 12-08 EMPGJ 12-10</p>	 <p><b>EMCF</b></p>	<p><b>Model</b> EMCF04-M8 EMCF08-03 EMCF04-01 EMCF08-04 EMCF04-02 EMCF10-01 EMCF06-M8 EMCF10-02 EMCF06-01 EMCF10-03 EMCF06-02 EMCF10-04 EMCF06-03 EMCF12-01 EMCF06-04 EMCF12-02 EMCF08-01 EMCF12-03 EMCF08-02 EMCF12-04</p>

## How to Order?

Series No.	O.D. of Tube	—	Port Size	Thread Type
EC	03: 3mm	1/8: 1/8"	10-32UNF	P: PT
EL	04: 4mm	5/32: 5/32"	01: 1/8"	G: G
EB	05: 5mm	3/16: 3/16"	02: 1/4"	T: NPT
...	06: 6mm	1/4: 1/4"	03: 3/8"	
	08: 8mm	5/16: 5/16"	04: 1/2"	
	10: 10mm	3/8: 3/8"		
	12: 12mm	1/2: 1/2"		

### Order example:

EC series U.S.A style fitting, for 1/8" OD tube, 1/8" NPT port size, ERP code is :EC1/8-01T

 <p><b>EC</b></p> <table border="1"> <thead> <tr> <th>Model</th> <th>EC1/4-01T</th> <th>EC1/2-03T</th> <th>EC08-02</th> </tr> </thead> <tbody> <tr><td>EC1/8-10-32UNF</td><td>EC1/4-01T</td><td>EC1/2-03T</td><td>EC08-02</td></tr> <tr><td>EC1/8-01T</td><td>EC1/4-02T</td><td>EC1/2-04T</td><td>EC08-03</td></tr> <tr><td>EC5/32-10-32UNF</td><td>EC1/4-03T</td><td>EC03-01</td><td>EC08-04</td></tr> <tr><td>EC5/32-01T</td><td>EC1/4-04T</td><td>EC04-01</td><td>EC10-01</td></tr> <tr><td>EC5/32-02T</td><td>EC5/16-03T</td><td>EC04-02</td><td>EC10-02</td></tr> <tr><td>EC5/32-04T</td><td>EC5/16-04T</td><td>EC05-01</td><td>EC10-03</td></tr> <tr><td>EC3/16-10-32UNF</td><td>EC3/8-01T</td><td>EC06-01</td><td>EC10-04</td></tr> <tr><td>EC3/16-01T</td><td>EC3/8-02T</td><td>EC06-02</td><td>EC12-02</td></tr> <tr><td>EC3/16-03T</td><td>EC3/8-03T</td><td>EC06-03</td><td>EC12-03</td></tr> <tr><td>EC3/16-04T</td><td>EC3/8-04T</td><td>EC06-04</td><td>EC12-04</td></tr> <tr><td>EC1/4-10-32UNF</td><td>EC1/2-02T</td><td>EC08-01</td><td></td></tr> </tbody> </table>	Model	EC1/4-01T	EC1/2-03T	EC08-02	EC1/8-10-32UNF	EC1/4-01T	EC1/2-03T	EC08-02	EC1/8-01T	EC1/4-02T	EC1/2-04T	EC08-03	EC5/32-10-32UNF	EC1/4-03T	EC03-01	EC08-04	EC5/32-01T	EC1/4-04T	EC04-01	EC10-01	EC5/32-02T	EC5/16-03T	EC04-02	EC10-02	EC5/32-04T	EC5/16-04T	EC05-01	EC10-03	EC3/16-10-32UNF	EC3/8-01T	EC06-01	EC10-04	EC3/16-01T	EC3/8-02T	EC06-02	EC12-02	EC3/16-03T	EC3/8-03T	EC06-03	EC12-03	EC3/16-04T	EC3/8-04T	EC06-04	EC12-04	EC1/4-10-32UNF	EC1/2-02T	EC08-01		 <p><b>EL</b></p> <table border="1"> <thead> <tr> <th>Model</th> <th>EL1/4-02T</th> <th>EL1/2-03T</th> <th>EL08-04</th> </tr> </thead> <tbody> <tr><td>EL1/8-01T</td><td>EL1/4-02T</td><td>EL1/2-03T</td><td>EL08-04</td></tr> <tr><td>EL1/8-02T</td><td>EL1/4-03T</td><td>EL1/2-04T</td><td>EL10-01</td></tr> <tr><td>EL5/32-01T</td><td>EL1/4-04T</td><td>EL04-01</td><td>EL10-02</td></tr> <tr><td>EL5/32-02T</td><td>EL5/16-01T</td><td>EL05-01</td><td>EL10-03</td></tr> <tr><td>EL5/32-03T</td><td>EL5/16-02T</td><td>EL06-01</td><td>EL10-04</td></tr> <tr><td>EL5/32-04T</td><td>EL5/16-03T</td><td>EL06-02</td><td>EL12-02</td></tr> <tr><td>EL3/16-01T</td><td>EL3/8-01T</td><td>EL06-03</td><td>EL12-03</td></tr> <tr><td>EL3/16-02T</td><td>EL3/8-02T</td><td>EL06-04</td><td>EL12-04</td></tr> <tr><td>EL3/16-03T</td><td>EL3/8-03T</td><td>EL08-01</td><td></td></tr> <tr><td>EL3/16-04T</td><td>EL3/8-04T</td><td>EL08-02</td><td></td></tr> <tr><td>EL1/4-01T</td><td>EL1/2-02T</td><td>EL08-03</td><td></td></tr> </tbody> </table>	Model	EL1/4-02T	EL1/2-03T	EL08-04	EL1/8-01T	EL1/4-02T	EL1/2-03T	EL08-04	EL1/8-02T	EL1/4-03T	EL1/2-04T	EL10-01	EL5/32-01T	EL1/4-04T	EL04-01	EL10-02	EL5/32-02T	EL5/16-01T	EL05-01	EL10-03	EL5/32-03T	EL5/16-02T	EL06-01	EL10-04	EL5/32-04T	EL5/16-03T	EL06-02	EL12-02	EL3/16-01T	EL3/8-01T	EL06-03	EL12-03	EL3/16-02T	EL3/8-02T	EL06-04	EL12-04	EL3/16-03T	EL3/8-03T	EL08-01		EL3/16-04T	EL3/8-04T	EL08-02		EL1/4-01T	EL1/2-02T	EL08-03	
Model	EC1/4-01T	EC1/2-03T	EC08-02																																																																																														
EC1/8-10-32UNF	EC1/4-01T	EC1/2-03T	EC08-02																																																																																														
EC1/8-01T	EC1/4-02T	EC1/2-04T	EC08-03																																																																																														
EC5/32-10-32UNF	EC1/4-03T	EC03-01	EC08-04																																																																																														
EC5/32-01T	EC1/4-04T	EC04-01	EC10-01																																																																																														
EC5/32-02T	EC5/16-03T	EC04-02	EC10-02																																																																																														
EC5/32-04T	EC5/16-04T	EC05-01	EC10-03																																																																																														
EC3/16-10-32UNF	EC3/8-01T	EC06-01	EC10-04																																																																																														
EC3/16-01T	EC3/8-02T	EC06-02	EC12-02																																																																																														
EC3/16-03T	EC3/8-03T	EC06-03	EC12-03																																																																																														
EC3/16-04T	EC3/8-04T	EC06-04	EC12-04																																																																																														
EC1/4-10-32UNF	EC1/2-02T	EC08-01																																																																																															
Model	EL1/4-02T	EL1/2-03T	EL08-04																																																																																														
EL1/8-01T	EL1/4-02T	EL1/2-03T	EL08-04																																																																																														
EL1/8-02T	EL1/4-03T	EL1/2-04T	EL10-01																																																																																														
EL5/32-01T	EL1/4-04T	EL04-01	EL10-02																																																																																														
EL5/32-02T	EL5/16-01T	EL05-01	EL10-03																																																																																														
EL5/32-03T	EL5/16-02T	EL06-01	EL10-04																																																																																														
EL5/32-04T	EL5/16-03T	EL06-02	EL12-02																																																																																														
EL3/16-01T	EL3/8-01T	EL06-03	EL12-03																																																																																														
EL3/16-02T	EL3/8-02T	EL06-04	EL12-04																																																																																														
EL3/16-03T	EL3/8-03T	EL08-01																																																																																															
EL3/16-04T	EL3/8-04T	EL08-02																																																																																															
EL1/4-01T	EL1/2-02T	EL08-03																																																																																															
 <p><b>ED</b></p> <table border="1"> <thead> <tr> <th>Model</th> <th>ED1/4-02T</th> <th>ED1/2-02T</th> <th>ED10-01</th> </tr> </thead> <tbody> <tr><td>ED1/8-01T</td><td>ED1/4-02T</td><td>ED1/2-02T</td><td>ED10-01</td></tr> <tr><td>ED1/8-02T</td><td>ED1/4-03T</td><td>ED1/2-03T</td><td>ED10-02</td></tr> <tr><td>ED5/32-01T</td><td>ED1/4-04T</td><td>ED1/2-04T</td><td>ED10-03</td></tr> <tr><td>ED5/32-02T</td><td>ED5/16-01T</td><td>ED06-01</td><td>ED10-04</td></tr> <tr><td>ED5/32-03T</td><td>ED5/16-02T</td><td>ED06-02</td><td>ED12-02</td></tr> <tr><td>ED5/32-04T</td><td>ED5/16-03T</td><td>ED06-03</td><td>ED12-03</td></tr> <tr><td>ED3/16-01T</td><td>ED5/16-04T</td><td>ED06-04</td><td>ED12-04</td></tr> <tr><td>ED3/16-02T</td><td>ED3/8-01T</td><td>ED08-01</td><td></td></tr> <tr><td>ED3/16-03T</td><td>ED3/8-02T</td><td>ED08-02</td><td></td></tr> <tr><td>ED3/16-04T</td><td>ED3/8-03T</td><td>ED08-03</td><td></td></tr> <tr><td>ED1/4-01T</td><td>ED3/8-04T</td><td>ED08-04</td><td></td></tr> </tbody> </table>	Model	ED1/4-02T	ED1/2-02T	ED10-01	ED1/8-01T	ED1/4-02T	ED1/2-02T	ED10-01	ED1/8-02T	ED1/4-03T	ED1/2-03T	ED10-02	ED5/32-01T	ED1/4-04T	ED1/2-04T	ED10-03	ED5/32-02T	ED5/16-01T	ED06-01	ED10-04	ED5/32-03T	ED5/16-02T	ED06-02	ED12-02	ED5/32-04T	ED5/16-03T	ED06-03	ED12-03	ED3/16-01T	ED5/16-04T	ED06-04	ED12-04	ED3/16-02T	ED3/8-01T	ED08-01		ED3/16-03T	ED3/8-02T	ED08-02		ED3/16-04T	ED3/8-03T	ED08-03		ED1/4-01T	ED3/8-04T	ED08-04		 <p><b>EB</b></p> <table border="1"> <thead> <tr> <th>Model</th> <th>EB1/4-02T</th> <th>EB1/2-02T</th> <th>EB10-01</th> </tr> </thead> <tbody> <tr><td>EB1/8-01T</td><td>EB1/4-02T</td><td>EB1/2-02T</td><td>EB10-01</td></tr> <tr><td>EB1/8-02T</td><td>EB1/4-03T</td><td>EB1/2-03T</td><td>EB10-02</td></tr> <tr><td>EB5/32-01T</td><td>EB1/4-04T</td><td>EB1/2-04T</td><td>EB10-03</td></tr> <tr><td>EB5/32-02T</td><td>EB5/16-01T</td><td>EB06-01</td><td>EB10-04</td></tr> <tr><td>EB5/32-03T</td><td>EB5/16-02T</td><td>EB06-02</td><td>EB12-02</td></tr> <tr><td>EB5/32-04T</td><td>EB5/16-03T</td><td>EB06-03</td><td>EB12-03</td></tr> <tr><td>EB3/16-01T</td><td>EB5/16-04T</td><td>EB06-04</td><td>EB12-04</td></tr> <tr><td>EB3/16-02T</td><td>EB3/8-01T</td><td>EB08-01</td><td></td></tr> <tr><td>EB3/16-03T</td><td>EB3/8-02T</td><td>EB08-02</td><td></td></tr> <tr><td>EB3/16-04T</td><td>EB3/8-03T</td><td>EB08-03</td><td></td></tr> <tr><td>EB1/4-01T</td><td>EB3/8-04T</td><td>EB08-04</td><td></td></tr> </tbody> </table>	Model	EB1/4-02T	EB1/2-02T	EB10-01	EB1/8-01T	EB1/4-02T	EB1/2-02T	EB10-01	EB1/8-02T	EB1/4-03T	EB1/2-03T	EB10-02	EB5/32-01T	EB1/4-04T	EB1/2-04T	EB10-03	EB5/32-02T	EB5/16-01T	EB06-01	EB10-04	EB5/32-03T	EB5/16-02T	EB06-02	EB12-02	EB5/32-04T	EB5/16-03T	EB06-03	EB12-03	EB3/16-01T	EB5/16-04T	EB06-04	EB12-04	EB3/16-02T	EB3/8-01T	EB08-01		EB3/16-03T	EB3/8-02T	EB08-02		EB3/16-04T	EB3/8-03T	EB08-03		EB1/4-01T	EB3/8-04T	EB08-04	
Model	ED1/4-02T	ED1/2-02T	ED10-01																																																																																														
ED1/8-01T	ED1/4-02T	ED1/2-02T	ED10-01																																																																																														
ED1/8-02T	ED1/4-03T	ED1/2-03T	ED10-02																																																																																														
ED5/32-01T	ED1/4-04T	ED1/2-04T	ED10-03																																																																																														
ED5/32-02T	ED5/16-01T	ED06-01	ED10-04																																																																																														
ED5/32-03T	ED5/16-02T	ED06-02	ED12-02																																																																																														
ED5/32-04T	ED5/16-03T	ED06-03	ED12-03																																																																																														
ED3/16-01T	ED5/16-04T	ED06-04	ED12-04																																																																																														
ED3/16-02T	ED3/8-01T	ED08-01																																																																																															
ED3/16-03T	ED3/8-02T	ED08-02																																																																																															
ED3/16-04T	ED3/8-03T	ED08-03																																																																																															
ED1/4-01T	ED3/8-04T	ED08-04																																																																																															
Model	EB1/4-02T	EB1/2-02T	EB10-01																																																																																														
EB1/8-01T	EB1/4-02T	EB1/2-02T	EB10-01																																																																																														
EB1/8-02T	EB1/4-03T	EB1/2-03T	EB10-02																																																																																														
EB5/32-01T	EB1/4-04T	EB1/2-04T	EB10-03																																																																																														
EB5/32-02T	EB5/16-01T	EB06-01	EB10-04																																																																																														
EB5/32-03T	EB5/16-02T	EB06-02	EB12-02																																																																																														
EB5/32-04T	EB5/16-03T	EB06-03	EB12-03																																																																																														
EB3/16-01T	EB5/16-04T	EB06-04	EB12-04																																																																																														
EB3/16-02T	EB3/8-01T	EB08-01																																																																																															
EB3/16-03T	EB3/8-02T	EB08-02																																																																																															
EB3/16-04T	EB3/8-03T	EB08-03																																																																																															
EB1/4-01T	EB3/8-04T	EB08-04																																																																																															
<p><b>ECF</b></p>  <p><b>Model</b> ECF1/4-01T ECF06-02 ECF1/4-02T ECF08-02 ECF3/8-02T ECF10-02 ECF3/8-03T ECF10-03 ECF06-01</p>	<p><b>ELL</b></p>  <p><b>Model</b> ELL1/8-01T ELL3/8-04T ELL5/32-01T ELL1/2-03T ELL5/32-02T ELL03-02 ELL1/4-01T ELL04-02 ELL1/4-02T ELL06-01 ELL1/4-03T ELL06-02 ELL3/8-01T ELL08-01 ELL3/8-02T ELL08-02 ELL3/8-03T ELL12-03 ELL3/8-04T ELL10-01 ELL10-02 ELL10-03 ELL12-04</p>	<p><b>EU</b></p>  <p><b>Model</b> EU1/8 EU03 EU5/32 EU04 EU3/16 EU06 EU1/4 EU08 EU5/16 EU10 EU3/8 EU12 EU1/2</p>																																																																																															
<p><b>EM</b></p>  <p><b>Model</b> EM1/4 EM3/8 EM1/2</p>	<p><b>EE</b></p>  <p><b>Model</b> EE1/8 EE03 EE5/32 EE04 EE3/16 EE06 EE1/4 EE08 EE5/16 EE08 EE3/8 EE10 EE1/2 EE12</p>	<p><b>EV</b></p>  <p><b>Model</b> EV1/8 EV03 EV5/32 EV04 EV3/16 EV06 EV1/4 EV08 EV5/16 EV08 EV3/8 EV10 EV1/2 EV12</p>																																																																																															

# Metal Fitting

## How to Order?

Series No.	O.D. of Tube	Port Size	Thread Type
EC	04: 4mm	01: 1/8" 06: 3/4"	P: PT
EH	06: 6mm	02: 1/4" 08: 1"	G: G
ELF	08: 8mm	03: 3/8" 10: 1-1/4"	T: NPT
...	10: 10mm	04: 1/2"	
	12: 12mm		

### Order example:

EC series metal fitting, for 4mm OD tube, PT1/8" port size, ERP code is: EC04-01

Note: If both sides with tube, then show the size accordingly, if the same be same, then only show one. For example, EH fitting, both for 6mm OD tube, ERP code is: EH-06

<p><b>EC</b></p>  <p><b>Model</b> EC 04-01 EC 06-01 EC 08-01 EC 10-01 EC 12-01 EC 04-02 EC 06-02 EC 08-02 EC 10-02 EC 12-02 EC 14-02 EC 16-02 EC 04-03 EC 06-03 EC 08-03 EC 10-03 EC 12-03 EC 14-03 EC 16-03 EC 04-04 EC 06-04 EC 08-04 EC 10-04 EC 12-04 EC 14-04 EC 16-04</p>	<p><b>EH</b></p>  <p><b>Model</b> EH-06 EH-08 EH-10 EH-12 EH 1/4 EH 5/16 EH 3/8 EH 1/2 EH 3/4</p>	<p><b>ELF</b></p>  <p><b>Model</b> ELF 01 ELF 02 ELF 03 ELF 04</p>	<p><b>EL</b></p>  <p><b>Model</b> EL01 EL02 EL03 EL04</p>
<p><b>EFM</b></p>  <p><b>Model</b> EFM1 01 EFM1 01-02 EFM1 02-01 EFM1 02 EFM1 02-03 EFM1 03-02 EFM1 03 EFM1 04</p>	<p><b>ELFM</b></p>  <p><b>Model</b> ELFM 01 ELFM 01-02 ELFM 02-01 ELFM 02 ELFM 02-03 ELFM 03-01 ELFM 03-02 ELFM 03 ELFM 03-04 ELFM 04-03 ELFM 04</p>	<p><b>ECF</b></p>  <p><b>Model</b> ECF 01 ECF 02-01 ECF 02 ECF 03-01 ECF 03-02 ECF 03 ECF 04-01 ECF 04-02 ECF 04-03 ECF-04 ECF 06-04 ECF 06</p>	<p><b>ECN</b></p>  <p><b>Model</b> ECN 01 ECN 02-01 ECN 02 ECN 03-01 ECN 03-02 ECN 03 ECN 04-01 ECN 04-02 ECN 04-03 ECN 04 ECN 06-02 ECN 06-03 ECN 06-04 ECN 06 ECN 08-04 ECN 08-06 ECN 08 ECN 10</p>
<p><b>ECH</b></p>  <p><b>Model</b> ECH 6-01 ECH 8-01 ECH 10-01 ECH 12-01 ECH 8-02 ECH 8-02 ECH 10-02 ECH 12-02 ECH 14-02 ECH 16-02 ECH 6-03 ECH 8-03 ECH 10-03 ECH 12-03 ECH 14-03 ECH 16-03 ECH 6-04 ECH 8-04 ECH 10-04 ECH 12-04 ECH 14-04 ECH 16-04 ECH 18-04 ECH 8-06 ECH 10-06 ECH 12-06 ECH 14-06 ECH 16-06 ECH 18-06 ECH 25-06 ECH 10-08 ECH 12-08 ECH 14-08 ECH 16-08 ECH 19-08 ECH 1/8-01 ECH 3/16-01 ECH 1/4-01 ECH 5/16-01 ECH 3/8-01 ECH 1/2-01 ECH 1/8-02 ECH 3/16-02 ECH 1/4-02 ECH 5/16-02 ECH 3/8-02 ECH 1/2-02 ECH 5/8-02 ECH 3/4-02 ECH 1/4-03 ECH 5/16-03 ECH 3/8-03 ECH 1/2-03 ECH 5/8-03 ECH 3/4-03 ECH 1/4-04 ECH 5/16-04 ECH 3/8-04 ECH 1/2-04 ECH 5/8-04 ECH 3/4-04 ECH 1-04 ECH 3/8-06 ECH 1/2-06 ECH 5/8-06 ECH 3/4-06 ECH 1-06 ECH 1/2-08 ECH 3/4-08 ECH 1-08 ECH 1-1/4-08 ECH 1-1/2-08</p>	<p><b>ECHF</b></p>  <p><b>Model</b> ECHF 6-01 ECHF 8-01 ECHF 10-01 ECHF 12-01 ECHF 6-02 ECHF 8-02 ECHF 10-02 ECHF 12-02 ECHF 14-02 ECHF 16-02 ECHF 6-03 ECHF 8-03 ECHF 10-03 ECHF 12-03 ECHF 14-03 ECHF 16-03 ECHF 6-04 ECHF 8-04 ECHF 10-04 ECHF 12-04 ECHF 14-04 ECHF 16-04 ECHF 18-04 ECHF 8-06 ECHF 10-06 ECHF 12-06 ECHF 14-06 ECHF 16-06 ECHF 18-06 ECHF 25-06 ECHF 10-08 ECHF 12-08 ECHF 14-08 ECHF 16-08 ECHF 19-08 ECHF 25-08 ECHF 33-08 ECHF 1/6-01 ECHF 3/16-01 ECHF 1/4-01 ECHF 5/16-01 ECHF 3/8-01 ECHF 1/2-01 ECHF 1/8-02 ECHF 3/16-02 ECHF 1/4-02 ECHF 5/16-02 ECHF 3/8-02 ECHF 1/2-02 ECHF 5/8-02 ECHF 3/4-02 ECHF 1/4-03 ECHF 5/16-03 ECHF 3/8-03 ECHF 1/2-03 ECHF 5/8-03 ECHF 3/4-03 ECHF 1/4-04 ECHF 5/16-04 ECHF 3/8-04 ECHF 1/2-04 ECHF 5/8-04 ECHF 3/4-04 ECHF 1-04 ECHF 3/8-06 ECHF 1/2-06 ECHF 5/8-06 ECHF 3/4-06 ECHF 1-06 ECHF 1-08 ECHF 3/4-08 ECHF 1-08 ECHF 1-1/4-08 ECHF 1-1/2-08</p>	<p><b>EHH</b></p>  <p><b>Model</b> EHH 06 EHH 08 EHH 10 EHH 12 EHH 14 EHH 16 EHH 3/16 EHH 1/4 EHH 5/16 EHH 3/8 EHH 1/2 EHH 5/8 EHH 3/4</p>	















## How to Order?

Series No.	O.D. of Tube	Thread Size	Fitting Material	Thread Type
SPU	04: 4mm	M5: M5	S1: SS316	P: PT
SPE	06: 6mm	M6: M6	S2: SS304	G: G
SPV	08: 8mm	01: 1/8"		T: NPT
...	10: 10mm	02: 1/4"		
	12: 12mm	03: 3/8"		
		04: 1/2"		

### Order example:

SFC series stainless steel fitting, for 4mm OD tube, PT1/8" part size, SS316 material, ERP code is : SPC4-01S1

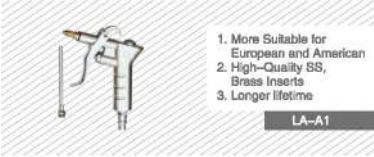
Note: If both sides with tube, then show the size accordingly, if the same be same, then only show one. For example, SPU fitting, both for 6mm OD tube, SS316 material, ERP code is : SPU 06 S1

<p><b>SPU</b></p>  <p>Model SPU 04 SPU 06 SPU 08 SPU 10 SPU 12</p>	<p><b>SPV</b></p>  <p>Model SPV 04 SPV 06 SPV 08 SPV 10 SPV 12</p>	<p><b>SPE</b></p>  <p>Model SPE 04 SPE 06 SPE 08 SPE 10 SPE 12</p>
<p><b>SPC</b></p>  <p>Model SPC 04-01 SPC 10-02 SPC 04-02 SPC 10-03 SPC 06-01 SPC 10-04 SPC 06-02 SPC 12-02 SPC 06-03 SPC 12-03 SPC 08-01 SPC 12-04 SPC 08-02 SPC 08-03 SPC 08-04</p>	<p><b>SPCF</b></p>  <p>Model SPCF 04-01 SPCF 10-03 SPCF 04-02 SPCF 12-02 SPCF 06-01 SPCF 12-03 SPCF 06-02 SPCF 12-04 SPCF 06-03 SPCF 08-01 SPCF 08-02 SPCF 08-03 SPCF 10-02</p>	<p><b>SPB</b></p>  <p>Model SPB 04-01 SPB 10-04 SPB 04-02 SPB 12-02 SPB 06-01 SPB 12-03 SPB 06-02 SPB 12-04 SPB 06-03 SPB 08-01 SPB 08-02 SPB 08-03 SPB 10-02 SPB 10-03</p>
<p><b>SPD</b></p>  <p>Model SPD 04-01 SPD 10-04 SPD 04-02 SPD 12-02 SPD 06-01 SPD 12-03 SPD 06-02 SPD 12-04 SPD 06-03 SPD 08-01 SPD 08-02 SPD 08-03 SPD 10-02 SPD 10-03</p>	<p><b>SPL</b></p>  <p>Model SPL 04-M5 SPL 08-02 SPL 04-M6 SPL 08-03 SPL 04-01 SPL 10-02 SPL 04-02 SPL 10-03 SPL 06-M5 SPL 10-04 SPL 06-M6 SPL 12-02 SPL 06-01 SPL 12-03 SPL 06-02 SPL 12-04 SPL 08-01</p>	<p><b>SPGJ</b></p>  <p>Model SPGJ 04-08 SPGJ 04-08 SPGJ 06-08 SPGJ 06-10 SPGJ 08-10 SPGJ 08-12 SPGJ 10-12</p>
<p><b>SM</b></p>  <p>Model SM 04-01 SM 04-02 SM 06-01 SM 06-02 SM 08-02 SM 08-03</p>	<p><b>SMC</b></p>  <p>Model SMC 04-01 SMC 12-03 SMC 04-02 SMC 12-04 SMC 06-01 SMC 06-02 SMC 08-01 SMC 08-02 SMC 10-02 SMC 10-03 SMC 12-02</p>	<p><b>SPM</b></p>  <p>Model SPM 04 SPM 06 SPM 08 SPM 10 SPM 12</p>

# Air Gun

## ○ Air Gun

Series No.	Type No.	Color
LA EB	A1: Long Nozzle A3: Short & Medium Nozzle 094: Plastic Type	Y: Yellow O: Orange



Air Gun (Long Nozzle)



Air Gun (Short & Medium Nozzle)



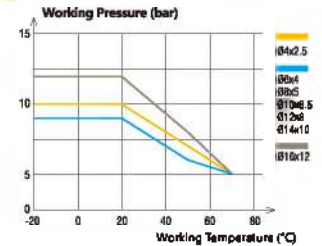
Air Duster (Medium Nozzle)

## How to Order? (Metric size)

Series code	O.D. X I.D.	Length	Color code
PU: PU tube PE: PE tube	030: 3.0mm 040: 4.0mm	020: 2.0mm 025: 2.5mm	100M: 100 M/Roll 200M: 200 M/Roll
	050: 5.0mm 060: 6.0mm 080: 8.0mm	030: 3.0mm 040: 4.0mm 050: 5.0mm 055: 5.5mm 060: 6.0mm 065: 6.5mm 075: 7.5mm	100M: 100 M/Roll
	100: 10.0mm 120: 12.0mm 140: 14.0mm 160: 16.0mm	080: 8.0mm 100: 10.0mm 120: 12.0mm	



## PU Tube Performance



### Order example:

Ø4XØ2.5 PU tube, 200M/Roll, Blue color, ERP code is: PUC40X025-200M-BU

## How to Order? (Inch size)

Series code	O.D.(inch) X I.D.	Length	Color code
PU: PU tube PE: PE tube	1/8"	Default	100M: 100 M/Roll 200M: 200 M/Roll
	1/4"		
	5/16"		100M: 100 M/Roll
	3/8"		
	1/2"		
	5/32"		



### Order example:

1/8" PU tube, 200M/Roll, Blue color, ERP code is: PU1/8-200M-BU

Part No.	O.D (mm)	I.D (mm)	Length (m/roll)	Operating Pressure (kgf/cm <sup>2</sup> ) (air)	Max. Pressure (kgf/cm <sup>2</sup> )	Working Temperature	Bending Radius (mm)	Available Colour	Fluid Pressure
PU030X020	3.0	2.0	200	10	32	-20°C~70°C	10	BLUE/ BLACK/ CLARITY/ ORANGE/ RED	0.1-0.8 MPa
PU040X020	4.0	2.0	200	10	32	-20°C~70°C	10		0.1-0.8 MPa
PU040X025	4.0	2.5	200	10	32	-20°C~70°C	10		0.1-0.8 MPa
PU050X030	5.0	3.0	200	10	32	-20°C~70°C	8		0.1-0.8 MPa
PU060X040	6.0	4.0	200	8	24	-20°C~70°C	15		0.1-0.8 MPa
PU080X050	6.0	5.0	100	10	32	-20°C~70°C	20		0.1-0.8 MPa
PU080X055	6.0	5.5	100	8	24	-20°C~70°C	20		0.1-0.8 MPa
PU080X060	6.0	6.0	100	8	24	-20°C~70°C	20		0.1-0.8 MPa
PU100X060	10.0	6.0	100	8	24	-20°C~70°C	25		0.1-0.8 MPa
PU100X065	10.0	6.5	100	8	24	-20°C~70°C	25		0.1-0.8 MPa
PU100X075	10.0	7.5	100	8	24	-20°C~70°C	25		0.1-0.8 MPa
PU120X080	12.0	8.0	100	8	24	-20°C~70°C	35		0.1-0.8 MPa
PU140X100	14.0	10.0	100	8	24	-20°C~70°C	45		0.1-0.8 MPa
PU160X120	16.0	12.0	100	8	24	-20°C~70°C	70		0.1-0.8 MPa

Note: Please check with E.MC for color availability and MOQ.

## How to Order?

Series code	O.D.	X	I.D.	Length	Color code	End length	Fitting type
PUS: PU spring tube PES: PE spring tube	040: 4.0mm 050: 5.0mm 060: 6.0mm 080: 8.0mm	025: 2.5mm 030: 3.0mm 040: 4.0mm 050: 5.0mm	060M: 6m 075M: 7.5m 090M: 9m 120M: 12m 150M: 15m	BU: Blue B: Black C: Transparent O: Orange R: Red	A: One end is 30cm, the other end is 10cm B: Both end be 10cm C: Both end be 0cm	1: Without fitting 2: With female-male fitting 3: With male-male fitting	
	100: 10.0mm 120: 12.0mm 140: 14.0mm 160: 16.0mm	065: 6.5mm 080: 8.0mm 100: 10.0mm 120: 12.0mm					

### Order example:

Ø4XØ2.5 PU Spring tube, 6M, Black color, both end with 10cm, no end fitting, ERP code is: PUS040X025-060M-B-B-1

Note: Please check with E.MC for color availability and MOQ.



# PA Tube/PU Cutter

## PA Tube/PU Cutter

### How to Order? (Metric size)

Series code	O.D. X I.D	Length	Color code
PA: PA tube	040: 4.0mm	100M: 100 M/Roll	BU: Blue B: Black C: Transparent O: Orange R: Red
	050: 5.0mm	200M: 200 M/Roll	
	060: 6.0mm	100M: 100 M/Roll	
	080: 8.0mm		
	100: 10.0mm		
		070: 7.0mm	
		075: 7.5mm	
		080: 8.0mm	
	120: 12.0mm		
		080: 8.0mm	
		090: 9.0mm	
		100: 10.0mm	
	140: 14.0mm		
		100: 10.0mm	
		110: 11.0mm	
	150: 15.0mm		
	120: 12.0mm		
160: 16.0mm			
	120: 12.0mm		
	130: 13.0mm		



#### Order example:

Ø4XØ2.0 PA tube, 200M/Roll, Blue color, ERP code is: PA040X020-200M-BU

### How to Order? (Inch size)

Series code	O.D.(Inch) X I.D	Length	Color code
PA: PA tube	1/8"	100M: 100 M/Roll	BU: Blue B: Black C: Transparent O: Orange R: Red
	1/4"	200M: 200 M/Roll	
	5/16"		
	3/8"	100M: 100 M/Roll	
	1/2"		
	5/32"		
	3/16"		
	5/8"		

#### Order example:

1/8" PA tube, 200M/Roll, Blue color, ERP code is: PA1/8-200M-BU

**NOTE: 1. PA tube has PA11-6 and PA2 two kinds to choose.  
2. Please check with E.MC for color availability and MOQ.**

PartNo.	O.D (mm)	I.D (mm)	Length (m/roll)	Operating Pressure (kgf/cm)(air)	Max. Pressure (kgf/cm)	Working Temperature	Bending Radius(mm)	Available Colour	Fluid Pressure	
PA tube	PA11-8 Tube	PA040X020	4.0	2.0	200	45	135	-30℃-100℃	30	4.5MPa
		PA050X030	5.0	3.0	200	45	135	-30℃-100℃	30	4.5MPa
		PA080X040	6.0	4.0	200	27	81	-30℃-100℃	40	3.2MPa
		PA080X060	8.0	6.0	100	19	57	-30℃-100℃	50	2.6MPa
		PA100X070	10.0	7.0	100	15	45	-30℃-100℃	60	2.8MPa
		PA100X075	10.0	7.5	100	15	45	-30℃-100℃	60	2.8MPa
		PA100X080	10.0	8.0	100	15	45	-30℃-100℃	65	2.7MPa
		PA120X080	12.0	8.0	100	19	57	-30℃-100℃	70	3.2MPa
		PA120X090	12.0	9.0	100	19	57	-30℃-100℃	70	3.2MPa
		PA120X100	12.0	10.0	100	19	57	-30℃-100℃	70	2.4MPa
		PA140X100	14.0	10.0	100	19	57	-30℃-100℃	100	2.4MPa
		PA140X110	14.0	11.0	100	19	57	-30℃-100℃	100	2.6MPa
		PA150X120	15.0	12.0	100	19	57	-30℃-100℃	100	2.6MPa
		PA160X120	16.0	12.0	100	19	57	-30℃-100℃	130	2.8MPa
		PA160X130	16.0	13.0	100	19	57	-30℃-100℃	130	2.8MPa
	PA2 Tube	PA040X020	4.0	2.0	200	45	135	-40℃-120℃	30	3.4MPa
		PA050X030	5.0	3.0	200	45	135	-40℃-120℃	30	3.4MPa
		PA080X040	6.0	4.0	200	27	81	-40℃-120℃	40	2.8MPa
		PA080X060	8.0	6.0	100	19	57	-40℃-120℃	50	2.6MPa
		PA100X070	10.0	7.0	100	15	45	-40℃-120℃	60	2.6MPa
		PA100X075	10.0	7.5	100	15	45	-40℃-120℃	60	2.6MPa
		PA100X080	10.0	8.0	100	15	45	-40℃-120℃	65	2.0MPa
		PA120X080	12.0	8.0	100	19	57	-40℃-120℃	70	2.6MPa
		PA120X090	12.0	9.0	100	19	57	-40℃-120℃	70	2.6MPa
		PA120X100	12.0	10.0	100	19	57	-40℃-120℃	70	2.6MPa
		PA140X100	14.0	10.0	100	19	57	-40℃-120℃	100	2.2MPa
		PA140X110	14.0	11.0	100	19	57	-40℃-120℃	100	2.0MPa
		PA150X120	15.0	12.0	100	19	57	-40℃-120℃	100	2.0MPa
		PA160X120	16.0	12.0	100	19	57	-40℃-120℃	130	2.0MPa
		PA160X130	16.0	13.0	100	19	57	-40℃-120℃	130	2.0MPa

#### PU cutter



Model: ECP-01

## TSB

### Flame Resistant Tubing



#### How to Order ?

Series	O.D.	X	I.D.	Length	Color
TSB: Flame resistant tubing	080: 6.0mm 080: 8.0mm 100: 10.0mm 120: 12.0mm 140: 14.0mm		040: 4.0mm 050: 5.0mm 065: 6.5mm 080: 8.0mm 100: 10.0mm	100M: 100m/Roll	BU: Blue B: Black R: Red

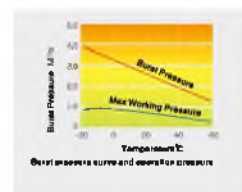
#### Flame Resistant Tube

Item No.	Tube O.D.(mm)	Tube I.D.(mm)	Outer layer thickness(mm)	Min bending radius(mm)
TSB080X040	6	4	1	15
TSB080X050	8	6	1	28
TSB100X065	10	6.5	1	35
TSB120X080	12	8	1	45
TSB140X100	14	10	2	55



#### Performance

Fluid	Air; Water	
Max operating pressure ( 20°C )	1.0MPa	
Operation temperature	20 to +60° C, Water : 0 to +40° C (Not freezing)	
Material	Inner layer	Polyurethane
	Outer layer	Flame resistant polyolefin resin(Same as UL94 standard V0)



#### Product Feature

- PU anti-spatter tube, inner tube is made of polyurethane and outer coated by flame resistant resin (equal to UL 94 V0), which is flame resistant, anti-spark and anti-spatter.
- While you need use this tube to fit the quick connector, please confirm the length you need, pill of the outer coating, stick the inner tube to the connector.
- Application: Auto welding fixture, welding robot, and other welding machine.



## Pressure Switch



PS42 series

### How to Order?

Series No.	Pressure Type	Output Type	-	Port Size
PS42 : Display digital pressure switch	P:-0.1MPa~1MPa V:-100kPa~0kPa C:-100kPa~100kPa	010:2NPN+1 Analog output(1~5V) 020:2PNP+1 Analog output(1~5V) 021:2PNP+1 Analog output(4~20mA)		01:PT1/8+M5 02:G1/8+M5 03:NPT1/8+M5

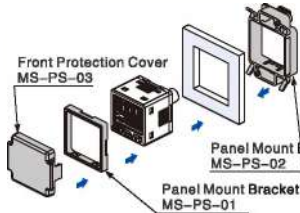
### Specifications

Model	PS42P (Positive pressure)	PS42V (Vacuum pressure)	PS42C (Compound pressure)
Working pressure range		Standard pressure	
Regulating pressure range	-0.1~1.0 MPa	-100~0 kPa	-100~100 kPa
Rated pressure range	-0.1~1.0 MPa	-100~0 kPa	-100~100 kPa
Extended analog output range	1.5 MPa	500 kPa	500 kPa
Applicable fluid	Non-corrosive air		
Power supply voltage	12~24V DC $\pm$ 5%		
Current consumption	24V 27mA MAX or 12V 51mA MAX		
Comparative Output	NPN O.C output: 80mA/24V DC MAX or PNP O.C output: 80mA/24V DC MAX		
Digital output repeatability	$\pm$ 0.2% FS	$\pm$ 0.2% FS	$\pm$ 0.5% FS
Actuation response time	Different options by button operating 2.5ms, 5ms, 10ms, 25ms, 50ms, 100ms, 250ms, 500ms, 1000ms, 5000ms,		
Analog output	Voltage output	0.6~5V(or less)	1~5V(or less)
	Current output	2.4~20mA(or less)	4~20mA(or less)
	Linearity: $\pm$ 1% FS; Output impedance: 1 K $\Omega$ Linearity: $\pm$ 1% FSD Max. load impedance: 300 $\Omega$ (DC12V), 600 $\Omega$ (DC24V) Mini. load impedance: 50 $\Omega$		
Outside Input	NO		
Operating Temperature range	Operating: 0~50 $^{\circ}$ C; Stored: -10~60 $^{\circ}$ C(No freezing or condensation)		
Operating Humidity range	35~85%RH		
Temperature characteristics	$\pm$ 1% FS(25 $^{\circ}$ C)		
Protection Class	IP40		
Material	Case: Nylon + glass fiber Pressure hole: Hex brass nickle plated	LCD:LCD Propylene Seal: H-NBR	Switch:Silicone rubber
Dimensions	30 x 30 x 25mm(Rubber part) / 30 x 30 x 43mm(Including connector)		
Weight	About 80g(pressure gauge body + connector bracket)		
Standards	2M cable with Terminals		
Optional	mounting bracket 1pc		

## Mounting Bracket(Optional)

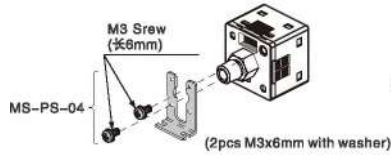
Name	Model	Description
Sensor Mount Bracket	MS-PS-04	The sensor mounting bracket is designed to be installed on the top or bottom of your device.
	MS-PS-05	Multiple sensors can be mounted side by side.
Panel Mount Bracket	MS-PS-01	Panel mount brackets are designed for installing the sensor on panels from 1mm-6mm thickness.
	MS-PS-02	
Front Protection Cover	MS-PS-03	Install the front protection cover on your device once you've completed installation of the panel mounting bracket and sensor mounting bracket.

### Panel Mounting Bracket



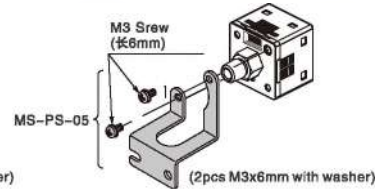
### Sensor Mount Bracket

• MS-PS-04



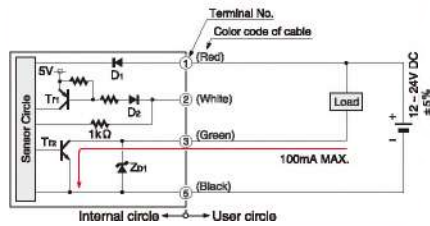
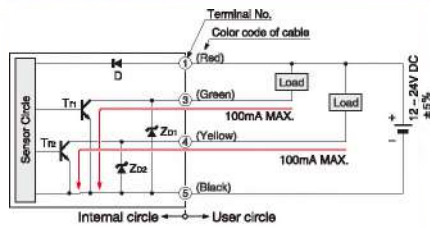
### Sensor Mount Bracket

• MS-PS-05

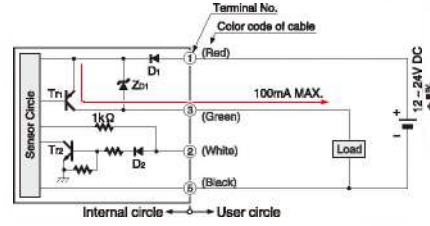
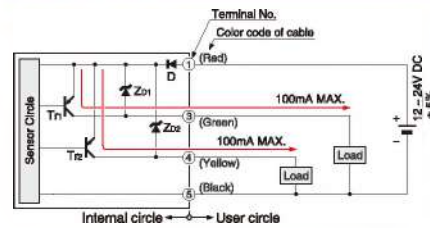


## I/O Circuit and Wiring Diagrams

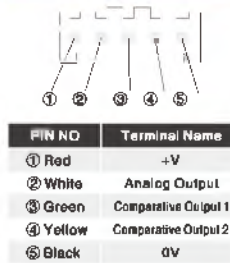
### NPN Output Type



### PNP Output Type



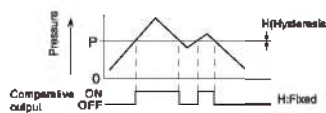
### Terminals



### With 2 independent outputs and 3 output modes

#### ① Easy Mode

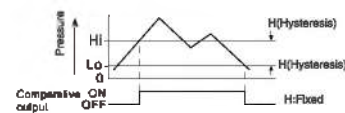
Comparative Output ON/OFF Control Mode



Note 1: Hysteresis can be set as 8 class  
Note 2: Sub display in comparative output is 1: display "P-1" comparative output is 2: display "P-2"

#### ② Hysteresis mode

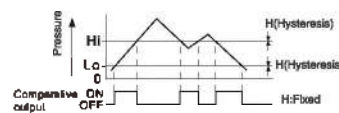
This mode is used for setting comparative output hysteresis to the desired level and for carrying out ON / OFF control



Note 1: "HI-1" or "Lo-1" appears in the sub display for comparative output 1, and "HI-2" or "Lo-2" appears for comparative output 2

#### ③ Window comparator mode


This mode is used for setting comparative output ON and OFF at pressure within the setting range



Note 1: Hysteresis can be set as 8 class  
Note 2: "HI-1" or "Lo-1" appears in the sub display for comparative output 1, and "HI-2" or "Lo-2" appears for comparative output 2

# Pressure Switch

## External Specification



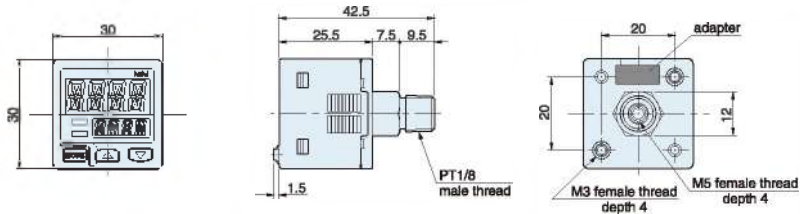
### Menu Settings

Under RUN mode, press the mode switch button continuously 2 seconds, can automatically switch into mode for Menu setting.  
If press the mode switch button long time, return to RUN mode. New setting works immediately

Setting Items	Description
Comparative output 1 output mode setting	Setting Comparative output 1 output mode
Comparative output 2 output mode setting (standard type only)	Setting Comparative output 2 output mode
Analog voltage output / external input switching (high-function type only)	Automatically switching from analog voltage or reference input between remote zero input (only high-function type)
NO / NC switch	Setting normally open or normally closed
Reaction time setting	Setting reaction time
The home display section displays the color-switching	The home display unit can be switched colors
Unit switch (high pressure models only)	Switchable pressure units (Mpa and kPa)

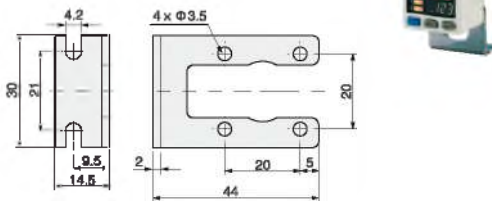
### PS42PN/C

#### Sensor



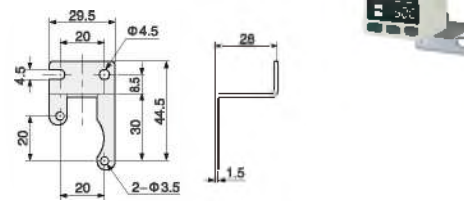
### MS-PS-04

#### Sensor Mount adapter (optional separately price)



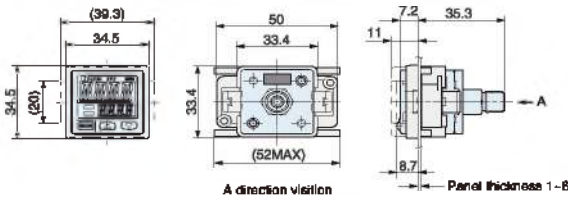
### MS-PS-05

#### Sensor Mount adapter (optional separately price)



### MS-PS-01 MS-PS-02 MS-PS-03

#### Panel Mount adaptor, Front Protection Cover (optional separately price)

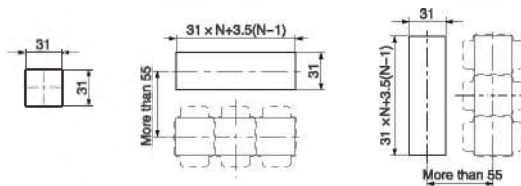


#### Panel dimensions

##### Mount one panel

##### Slave-side sensor continuous installation N pcs

##### Master side sensor continuous installation N pcs





## Digital Pressure Switch

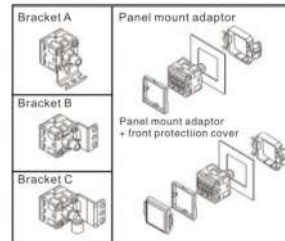


### How to Order?

Series code	Pressure type	Port Size	Output Type	Optional
NISE30A (For positive pressure) NZSE30A (For compound/ vacuum pressure)	NISE30A : -0.1~1MPa NZSE30A : 0~101KPa NZSE30AF : -100~100KPa	01 R1/8 (MS female threaded)	N: NPN open collector 1 output A: NPN open collector 2 output C: NPN analog voltage output D: NPN analog current output	L Lead wire with connector (2M) G Lead wire with connector (2M) Lead wire with connector (2M) with connector cap Lead wire with connector (2M) with connector cover

### Mounting Bracket

Part No	Options
NZS-38-A1	Bracket A with 2 screws
NZS-38-A2	Bracket B with 2 screws
NZS-38-A3	Bracket C with 2 screws
NZS-27-C	Panel mount adaptor with 2 screws
NZS-27-D	Panel mount adaptor + front protection cover with 2 screws
NZS-38-3L	2m. Lead wire with connector, 3 wire, 1 output
NZS-38-4L	2m. Lead wire with connector, 4 wire, 2 output



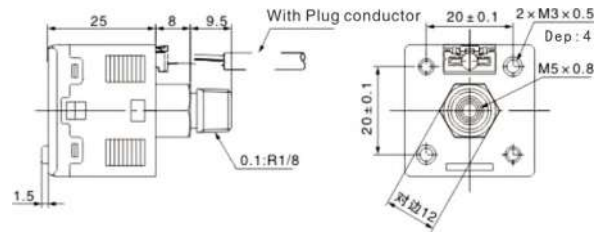
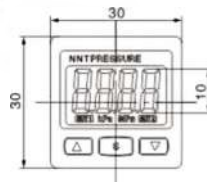
Model	NZSE30A(Vacuum)	NZSE30AF (Compound)	NISE30AF(Positive pressure)
Rated pressure range	0.0~101.0KPa	-100.0~100.0KPa	-0.100~1.000MPa
Display/set pressure range	10.0~105.0KPa	-105.0~105.0KPa	-0.105~1.050MPa
Withstand pressure	500KPa	500KPa	1.5MPa
Display/smallest settable	0.1KPa	0.1KPa	0.001MPa
Medium	Air, Amal combustion gas, Noncorrosive gas		
Power supply voltage	Pulse (p-p) below 10% (Power electrode protection)		
Current consumption	<= 40mA		
Output type	NPN polar Electrode open one output NPN polar Electrode open two outputs		
Max load current	80mA		
Max applied voltage	28V (When NPN output)		
Interal voltage drop	>= 1V (When 80mA load current)		
Delay time	<= 2.5 ms (Shock prevention function 20, 100, 500, 1000, 2000ms)		
Short circuit protection	Has 'Short circuit protection' function		
Repeatability	0.2% unit below the full scale		
Delay	Adjustable (able to set starting at zero)		
Analog output	Voltage output	Output voltage	1~5V±2.5% unit below the full scale   0.6~5V±2.5% unit below the full scale
		Linear	±1% unit below the full scale
	Current output	Output impedance	Around 1KΩ
		Output current	4~20mA±2.5% unit below the full scale   2.4~20mA±2.5% unit below the full scale
Linear	Linear	±1% unit below the full scale	
Load impedance	Maximum load charge power supply 12V, 300Ω / power supply :24V:600Ω, minimum		
Display	4 positions 7 segments display, R&G color display		
Display accuracy	+2% at full scale, +1 unit when (at 25±3°C)		
Indicator light	1 output displays GREEN, 2 outputs display RED		
Working condition	Enclosure	IP40	
	Operating temperature range	usage: 0° C~50° C, reserve: -10° C~60° C (unfrozen)	
	Operating humidity range	(operation & reserve: 35~85%RH (unfrozen)	
	Withstand voltage	AC1000V in 1 minute between the lead and the shell	
	Insulation resistance	>=50MΩ(DC 500V iramegger) between the lead and the shell	
Temperature features	Vibration resistance	10~150Hz, 1.5mm or 20m/ S, amplitude at X, Y, Z about 2 hours	
	Impact resistance	100m/s <sup>2</sup> 3 times each in direction of X, Y, and Z	
Lead wire	2% F.S. of detected pressure (25° ) at temperature Retold the oil-proof wire finished O.D.φ3.6 2 meter, 0.15mm (AWG26), O.D. 1.0mm		
Standards	CE, UL/CSA, RoHS		

# Pressure Switch

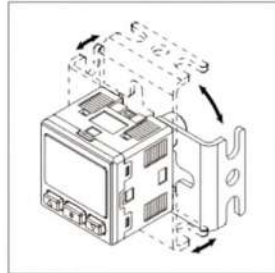
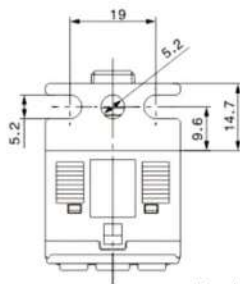
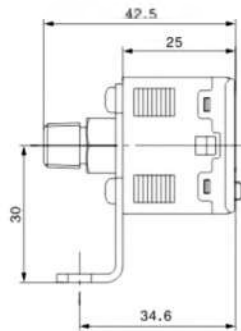
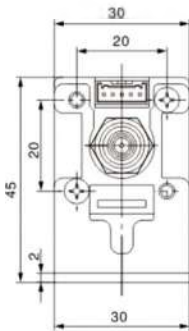
## Main Dimension

NZ/ISE30A(F)- 01 - □ - 01

Port size

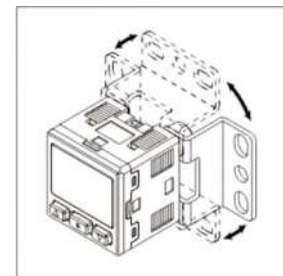
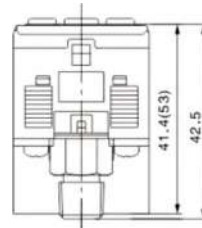


Bracket type A:  
(optional bracket A code: NZS-38-A1)

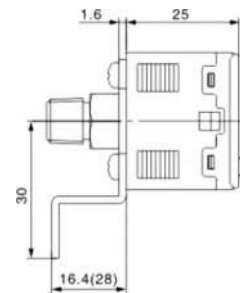
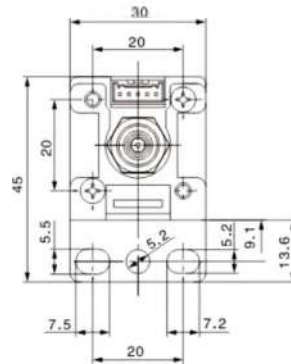


Bracket can install in four dimensions

Bracket type B&C:  
(optional bracket B&C code: NZS-38-A2 or NZS-38-A3)



Bracket can install in four dimensions

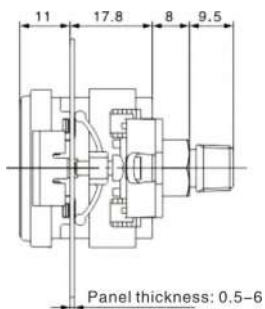
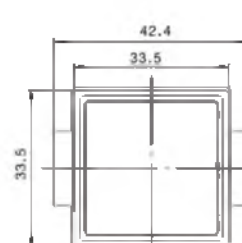
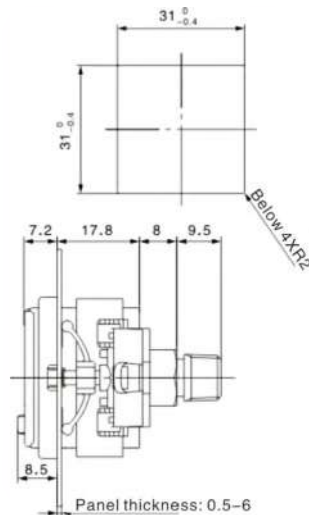
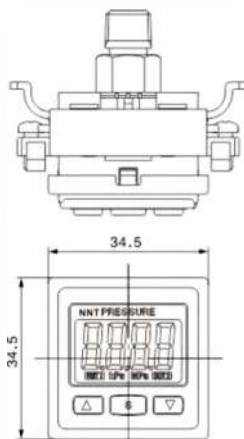


Bracket C's size is in the parentheses

Panel mounting:  
optional mounting code: NZS-27-C

Panel opening size

Panel mounting + front cover  
optional panel sets code: NZS-27-D



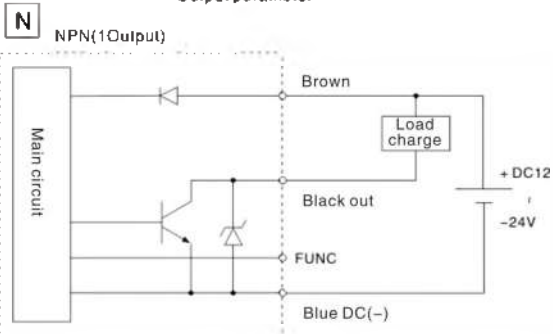
Panel thickness: 0.5-6

Panel thickness: 0.5-6

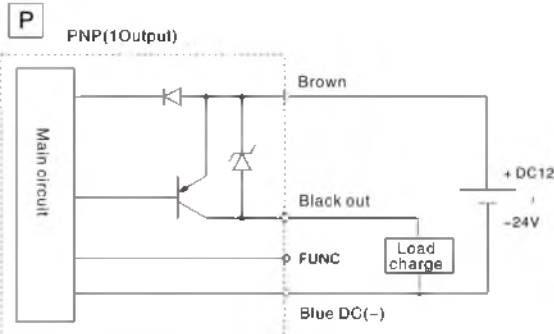
## Main Dimension

NZ/ISE30A(F)-□-□

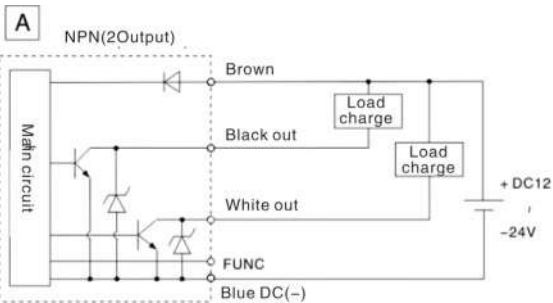
Output parameter



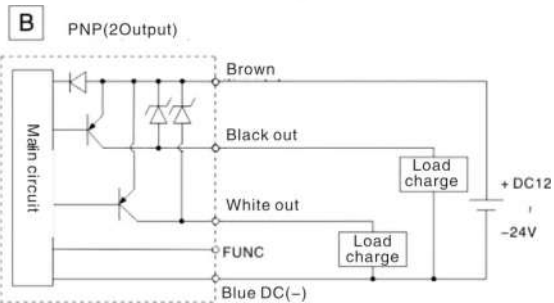
Residual voltage below 1V



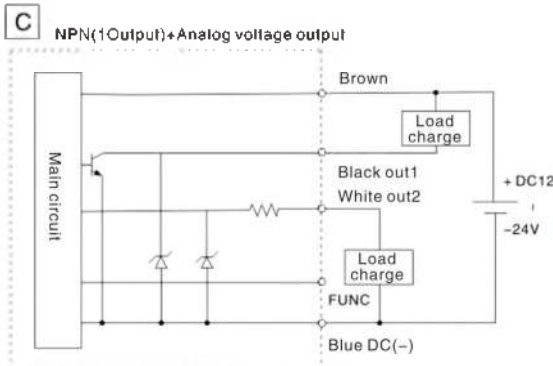
Residual voltage below 1V



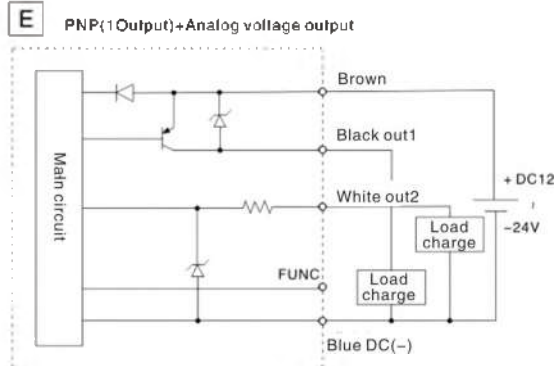
Residual voltage below 1V



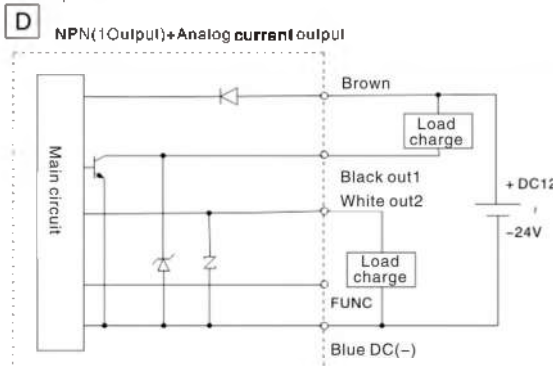
Residual voltage below 1V



Analog voltage output residual voltage below 1V.  
The output resistance around 1K $\Omega$

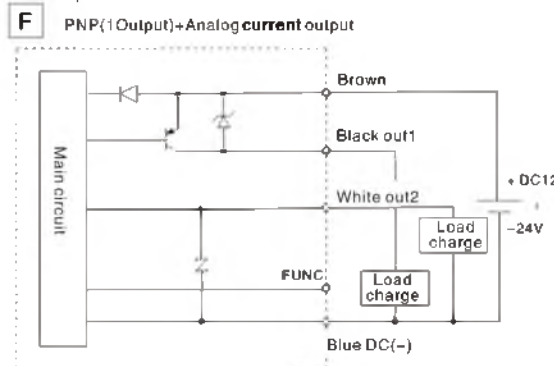


Analog voltage output residual voltage below 1V.  
The output resistance around 1K $\Omega$



Max 28V, 80mA,  
Internal voltage drop below 1V  
Analog current output  
Maximum load impedance

Power supply voltage 12V: 300 $\Omega$   
Power supply voltage 24V: 600 $\Omega$   
Pinimum load Impedance : 50 $\Omega$



Max 28V, 80mA,  
Internal voltage drop below 1V  
Analog current output  
Maximum load impedance

Power supply voltage 12V: 300 $\Omega$   
Power supply voltage 24V: 600 $\Omega$   
Pinimum load impedance : 50 $\Omega$

Архангельск (8182)63-90-72  
Астана (7172)727-132  
Астрахань (8512)99-46-04  
Барнаул (3852)73-04-60  
Белгород (4722)40-23-64  
Брянск (4832)59-03-52  
Владивосток (423)249-28-31  
Волгоград (844)278-03-48  
Вопегда (8172)26-41-59  
Воронеж (473)204-51-73  
Екатеринбург (343)384-55-89  
Иваново (4932)77-34-06  
Ижевск (3412)26-03-58  
Иркутск (395)279-98-46  
Казань (843)206-01-48  
Калининград (4012)72-03-81  
Калуга (4842)92-23-67  
Кемерово (3842)65-04-62  
Киров (8332)68-02-04  
Краснодар (861)203-40-90  
Красноярск (391)204-63-61  
Курск (4712)77-13-04  
Липецк (4742)52-20-81  
Магнитогорск (3519)55-03-13  
Москва (495)268-04-70  
Мурманск (8152)59-64-93  
Набережные Челны (8552)20-53-41  
Нижегород (831)429-08-12  
Новокузнецк (3843)20-46-81  
Новосибирск (383)227-86-73  
Омск (3812)21-46-40  
Орел (4862)44-53-42  
Оренбург (3532)37-68-04  
Пенза (8412)22-31-16  
Пермь (342)205-81-47  
Ростов-на-Дону (863)308-18-15  
Рязань (4912)46-61-64  
Самара (846)206-03-16  
Санкт-Петербург (812)309-46-40  
Саратов (845)249-38-78  
Севастополь (8692)22-31-93  
Симферополь (3652)67-13-56  
Смоленск (4812)29-41-54  
Сочи (862)225-72-31  
Ставрополь (8652)20-65-13  
Сургут (3462)77-98-35  
Тверь (4822)63-31-35  
Томск (3822)98-41-53  
Тула (4872)74-02-29  
Тюмень (3452)66-21-18  
Ульяновск (8422)24-23-59  
Уфа (347)229-48-12  
Хабаровск (4212)92-98-04  
Челябинск (351)202-03-61  
Череповец (8202)49-02-64  
Ярославль (4852)69-52-93

Киргизия (996)312-96-26-47    Казахстан (772)734-952-31    Россия (495)268-04-70

[www.emc.nt-rt.ru](http://www.emc.nt-rt.ru) || [ech@nt-rt.ru](mailto:ech@nt-rt.ru)